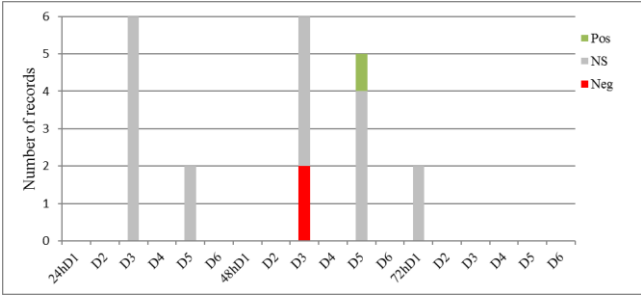
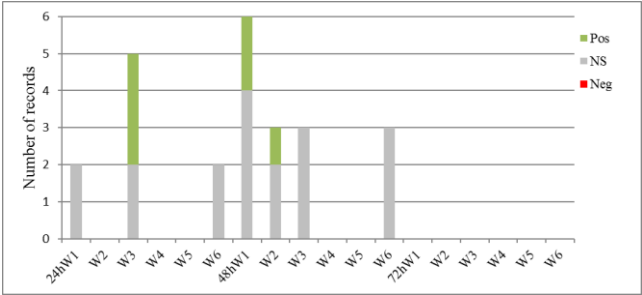


S3 Fig. Qualitative analysis results of intestinal weight.

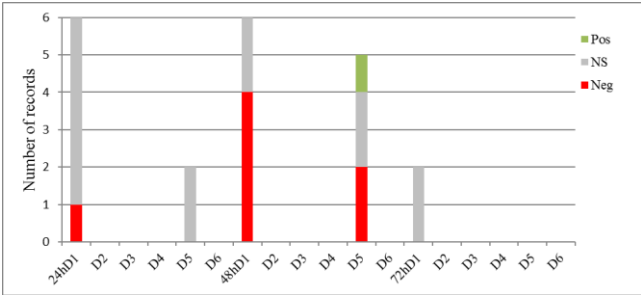
Number of records demonstrating positive (numerically higher values), negative (numerically lower values) or no effects (NS) of post-hatch food and water deprivation for 24, 48 or 72 hours compared to 0 hours deprivation on relative duodenal (A), jejunal (C) and ileal (E) weight from day 1-6 of age or relative duodenal (B), jejunal (D) and ileal (F) weight between 1-6 weeks of age.



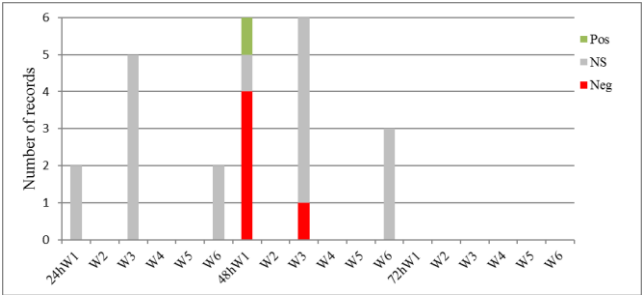
A. Duodenal weight



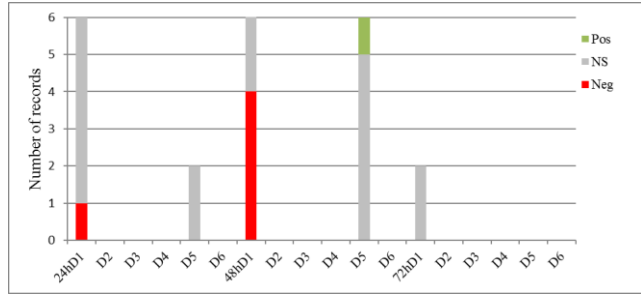
B. Duodenal weight



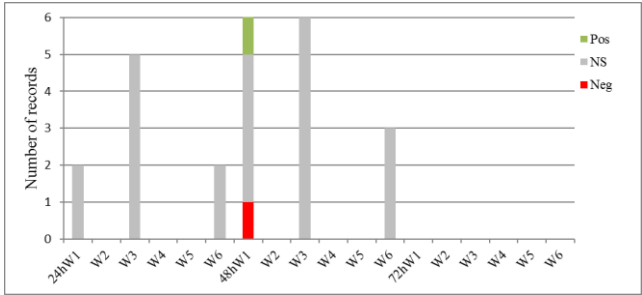
C. Jejunal weight



D. Jejunal weight



E. Ileal weight



F. Ileal weight