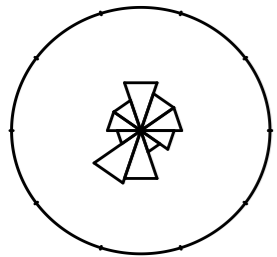
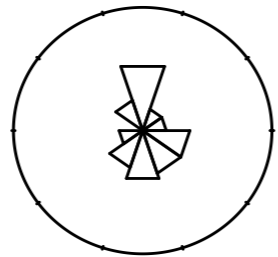


Right Parietal - ACC

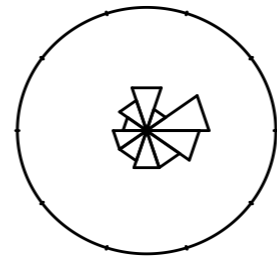
Intrusiveness = 1



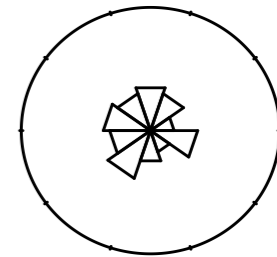
Intrusiveness = 2



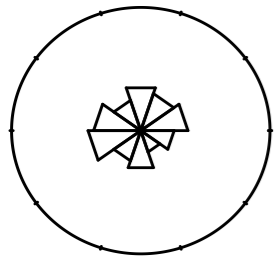
Intrusiveness = 2



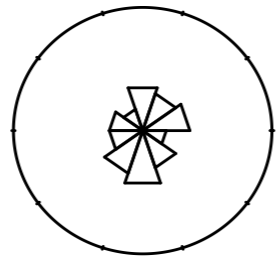
Intrusiveness = 3



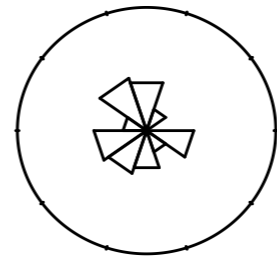
Intrusiveness = 3



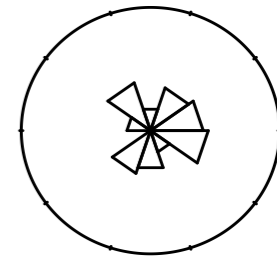
Intrusiveness = 5



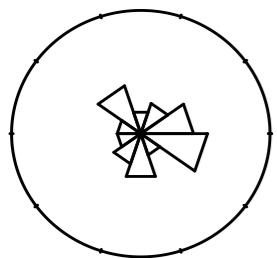
Intrusiveness = 7



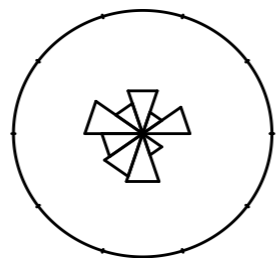
Intrusiveness = 7



Intrusiveness = 8



Intrusiveness = 10



Intrusiveness = 11

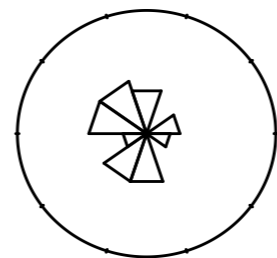


Figure S2.

Degrees of the phase differences for the Right Parietal-ACC connectivities. There is a rose plot of the directionalities over 30 trials for each tinnitus subjects. Rose plots are sorted according to the tinnitus intrusiveness.