

CORRECTION

Correction: Increased Wounding of Southern Right Whale (*Eubalaena australis*) Calves by Kelp Gulls (*Larus dominicanus*) at Península Valdés, Argentina

Carina F. Marón, Lucas Beltramino, Matías Di Martino, Andrea Chirife, Jon Seger, Marcela Uhart, Mariano Sironi, Victoria J. Rowntree

[Fig 2](#) appears incorrectly in the published article. Please see the corrected version here.



OPEN ACCESS

Citation: Marón CF, Beltramino L, Di Martino M, Chirife A, Seger J, Uhart M, et al. (2015) Correction: Increased Wounding of Southern Right Whale (*Eubalaena australis*) Calves by Kelp Gulls (*Larus dominicanus*) at Península Valdés, Argentina. PLoS ONE 10(11): e0142969. doi:10.1371/journal.pone.0142969

Published: November 10, 2015

Copyright: © 2015 Marón et al. This is an open access article distributed under the terms of the [Creative Commons Attribution License](#), which permits unrestricted use, distribution, and reproduction in any medium, provided the original author and source are credited.








Size ^a	Description	Drawing	Equivalent number of XS	Estimated percentage of the whale's back damaged ^b
<i>Extra-small</i> (XS)	Smallest lesion recorded		1	0.13%
<i>Small</i> (S)	2X extra-small		2	0.27%
<i>Medium</i> (M)	2X small		4	0.53%
<i>Large</i> (L)	2X medium		8	1.07%
<i>Extra-large</i> (XL)	2X large		16	2.14%
<i>Double XL</i> (XXL)	Elongated lesion		32	4.28%
<i>Triple XL</i> (XXXL)	Elongated lesion		64	8.55%

Fig 2. Sizes of gull lesions on southern right whales and their equivalent number of extra-small lesions. ^aAbbreviations: Extra-small (XS), Small (S), Medium (M), Large (L), Extra-large (XL), Double XL (XXL) and Triple XL (XXXL). ^bThe total back area or TBA (100%) available for scoring extended from the fat roll (behind the blowholes) to the beginning of the tail stock and down the sides to the region of the back that is above the water or clearly visible through the water when the whale is close to the surface (see S1 Fig). See methods for a complete explanation.

doi:10.1371/journal.pone.0142969.g001

Reference

1. Marón CF, Beltramino L, Di Martino M, Chirife A, Seger J, Uhart M, et al. (2015) Increased Wounding of Southern Right Whale (*Eubalaena australis*) Calves by Kelp Gulls (*Larus dominicanus*) at Península Valdés, Argentina. PLoS ONE 10(10): e0139291. doi: [10.1371/journal.pone.0139291](https://doi.org/10.1371/journal.pone.0139291) PMID: [26488493](https://pubmed.ncbi.nlm.nih.gov/26488493/)