

CORRECTION

Correction: Virus versus Host Plant MicroRNAs: Who Determines the Outcome of the Interaction?

Fatemeh Maghuly, Rose C. Ramkat, Margit Laimer


After publication of this article [1], concerns were noted in the following figures:

1. Fig 5, the ACMV-mir-5-1 panel appears to be the same as the ACMV-mir-5-3 panel.
2. Fig 6, the miR4390 appears to be the same as the miR4399 panel.

The authors acknowledge that an error was made during figure preparation for Fig 5 image of ACMV-mir 5–3 and Fig 6 image of miR430 due to the similarity in the images. The authors have provided replacement images for Fig 5 ACMV-mir-5-3 and Fig 6 miR4390 panels

The primary data underlying Figs 5 and 6 can be obtained via Figshare at DOI: [10.6084/m9.figshare.7804301](https://doi.org/10.6084/m9.figshare.7804301) for Fig 5 and DOI: [10.6084/m9.figshare.7804409](https://doi.org/10.6084/m9.figshare.7804409) for Fig 6.

The authors apologize for the errors in the published article.



OPEN ACCESS

Citation: Maghuly F, Ramkat RC, Laimer M (2019) Correction: Virus versus Host Plant MicroRNAs: Who Determines the Outcome of the Interaction? PLoS ONE 14(4): e0215588. <https://doi.org/10.1371/journal.pone.0215588>

Published: April 12, 2019

Copyright: © 2019 Maghuly et al. This is an open access article distributed under the terms of the [Creative Commons Attribution License](https://creativecommons.org/licenses/by/4.0/), which permits unrestricted use, distribution, and reproduction in any medium, provided the original author and source are credited.

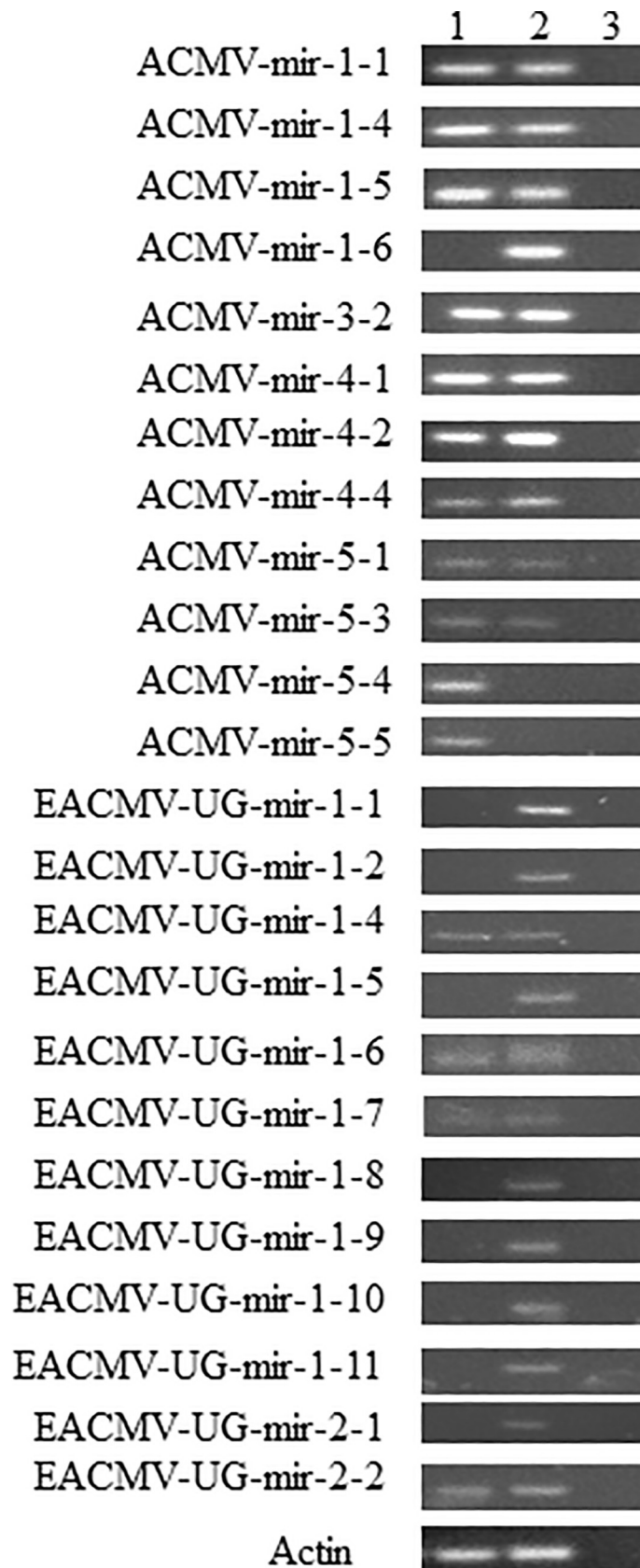


Fig 5. End point PCR amplification of ACMV and EACMV-UG virus miRNAs. PCR products of 60 bp were amplified in two plants co-infected with ACMV and EACMV: S2C6, S4C6, -RT control. Actin (76 bp) was used as internal control.

<https://doi.org/10.1371/journal.pone.0215588.g001>

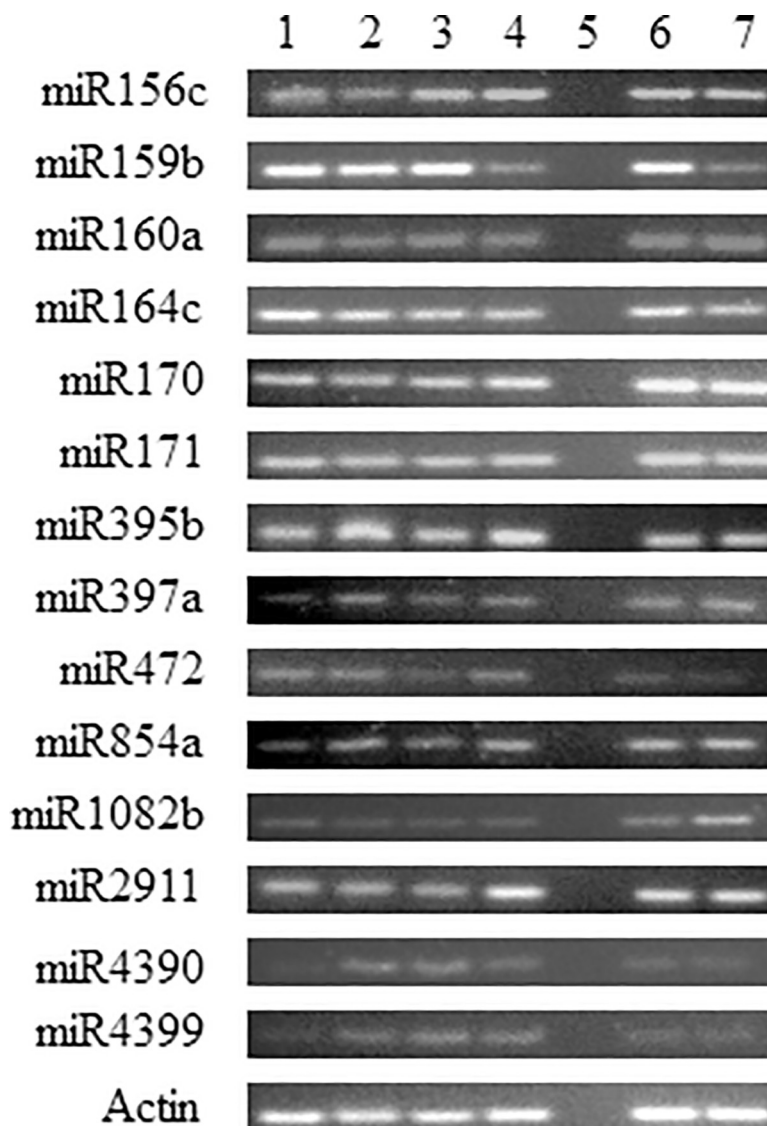


Fig 6. End point PCR amplification of plant miRNAs on cassava and Jatropha. PCR products of 60 bp were amplified. Lanes 1 to 4 are three infected and one non-infected cassava plant samples, respectively: S4C4, S2C6, S4C6, B2C15, -RT control. Lanes 6–7 are one infected and one non-infected Jatropha plant samples, respectively: K5J5, S4J12. Actin (76 bp) was used as internal control.

<https://doi.org/10.1371/journal.pone.0215588.g002>

Reference

1. Maghuly F, Ramkat RC, Laimer M (2014) Virus versus Host Plant MicroRNAs: Who Determines the Outcome of the Interaction? PLoS ONE 9(6): e98263. <https://doi.org/10.1371/journal.pone.0098263> PMID: 24896088