

RESEARCH ARTICLE

Hygienic behaviour selection via freeze-killed honey bee brood not associated with chalkbrood resistance in eastern Australia

Jody Gerdtts^{1‡*}, R. Laurie Dewar², Michael Simone Finstrom³, Trevor Edwards^{4‡}, Michael Angove^{1‡}

1 Department of Pharmacy and Applied Science, La Trobe University, Bendigo, Victoria, Australia, **2** Honey Bee Breeding Program, Dewar Apiaries, Kalbar, Queensland, Australia, **3** Honey Bee Breeding, Genetics, and Physiology Laboratory, USDA-ARS, Baton Rouge, Louisiana, United States of America, **4** Department of Agriculture and Water Resources, Tullamarine Vic, Australia

☞ These authors contributed equally to this work.

✉ Current address: Department of Pharmacy and Applied Science La Trobe University, Flora Hill Victoria, Australia

‡ These authors also contributed equally to this work.

* beescientifics@gmail.com



OPEN ACCESS

Citation: Gerdtts J, Dewar RL, Simone Finstrom M, Edwards T, Angove M (2018) Hygienic behaviour selection via freeze-killed honey bee brood not associated with chalkbrood resistance in eastern Australia. PLoS ONE 13(11): e0203969. <https://doi.org/10.1371/journal.pone.0203969>

Editor: Wolfgang Blenau, Philipps-Universität Marburg Fachbereich Biologie, GERMANY

Received: August 28, 2018

Accepted: October 19, 2018

Published: November 14, 2018

Copyright: This is an open access article, free of all copyright, and may be freely reproduced, distributed, transmitted, modified, built upon, or otherwise used by anyone for any lawful purpose. The work is made available under the [Creative Commons CC0](https://creativecommons.org/licenses/by/4.0/) public domain dedication.

Data Availability Statement: All relevant data are within the manuscript and its Supporting Information files.

Funding: This study was funded in part by AgriFutures Australia (grant number PRJ-009904, <https://www.agrifutures.com.au>), the Wheen Bee Foundation (<https://www.wheenbeefoundation.org.au>), the Australian Honey Bee Industry Council (<https://honeybee.org.au>), and Bees Downunder (<https://beesdownunder.com>); author who received funding: JG. The funders had no role in

Abstract

Hygienic behaviour is a social immune response in honey bees shown to help provide resistance to honey bee pests and diseases. A survey of hygienic behaviour and brood diseases was conducted on 649 colonies in eastern Australia to initiate a selective breeding program targeting disease resistance and provide a level of resistance to *Varroa* (*Varroa destructor* Anderson and Trueman and *V. jacobsoni* Oudemans) mites should they become established in Australia. The test population showed a remarkably high baseline level of hygienic behaviour with 17% of colonies meeting or exceeding breeding selection thresholds. Colonies belonging to a breeding program were 5.8 times more likely to be highly hygienic and colonies headed by queens raised from hygienic queen mothers were 2.2 times more likely. Nectar availability (nectar yielding flowering plants within honey bee forage range) influenced hygienic behaviour expression but was not a significant predictor of level of hygienic behaviour. Surprisingly, hygienic behaviour was not a significant predictor of the presence of infection of the honey bee brood disease chalkbrood (*Ascosphaera apis*) and was not influential in predicting severity of chalkbrood infection in surveyed honey bee colonies. This study, along with reports from commercial beekeepers that chalkbrood infection is on the rise, warrants a deeper exploration of the host-pathogen relationship between *Apis mellifera* and *Ascosphaera apis* in Australia.

Introduction

European honey bees (*Apis mellifera*), are an integral component of food security worldwide. In Australia, honey bees provide essential pollination services for food production, contributing directly to between \$8.35 billion and \$19.97 billion worth of horticultural and agricultural

study design, data collection and analysis, decision to publish, or preparation of the manuscript.

Competing interests: I have read the journal's policy and the authors of this manuscript have the following competing interests: R.L Dewar is head queen bee breeder of Dewar Apiaries and sells hygienic breeder queens. BeesDownunder, a commercial funder, has not had any financial, or otherwise, gain from this study. These competing interests do not alter our adherence to PLOS ONE policies on sharing data and materials. No other authors or funders have competing interests to declare.

production annually and produce between 20,000 and 30,000 tons of honey a year valued at \$90 million [1]. Honey bee contribution to Australian food security is only possible because of limited pest and disease exposure as a direct consequence of the country's isolation. Although several major brood diseases are endemic such as, American Foulbrood (*Paenibacillus larvae*) European Foulbrood (*Melissococcus pluton*), and chalkbrood (*Ascosphaera apis*), Australia remains the only country with a significant apicultural industry free of *Varroa* mites (*Varroa destructor* Anderson and Trueman and *V. jacobsoni* Oudemans).

V. destructor is the foremost cause of honey bee colony losses globally [2,3], impacting both pollination services and honey production. *Varroa* parasitism has been shown to vector deadly viruses [4] while chemical treatments used to control *Varroa* in honey bee hives can affect reproduction [5,6,7] and interact negatively with other agricultural chemicals [8]. Furthermore, *Varroa* species have been shown to develop resistance to acaricides [9,10] rendering the reliance on these chemicals unsustainable in the long term.

Once established, the mite will have devastating consequences for Australia's honey bee reliant industries and will progressively destroy most to all feral colonies [11,12,13]. This will place an unprecedented demand on apiarists for managed colonies for pollination. In the 1980s *Varroa* decimated honey bees in the United States and in the early 2000s caused similar collapse in feral bee populations in New Zealand [14]. Currently, much of Australian's pollination services are performed by feral honey bee colonies. Reliance on this incidental pollination understates the role that professional apiculturists will need to play in national food security particularly in light of this potential parasite threat.

One strategy to enhance the resilience of Australian honey bee stocks is to breed for behavioural traits of resistance to various pathogens and parasites; hygienic behaviour is one such trait. Hygienic behaviour is a form of social immunity [15] and has been studied extensively over the past 80 years [16,17]. This heritable behaviour imparts a specific type of pathogen defense triggered by olfactory cues [18] where 15–18 day-old workers [19] detect, uncap, and remove dead or diseased brood from the nest before the disease enters an infectious phase or the pest (*Varroa*) has a chance to reproduce. Consequently, bees bred for hygienic behavior are reported to have a natural resistance to microbial diseases [20] such as chalkbrood [21], American foulbrood [22] and viruses [23], and to some extent to non-microbial agents such as *Varroa* mites [24,25]. Selecting for hygienic behaviour in colonies through specific breeding processes has yet to show any negative colony level effects [26] or individual [27] trade-offs, and has been employed by breeding programs across the world to enhance colony social immunity.

Research over the past two decades has shown that hygienic behavioural traits are present in Australian honey bees [28, 29] providing the opportunity to select from honey bee populations adapted to Australia's unique environment and flora. Meixner and colleagues [30] demonstrated that disease resistance and *Varroa* tolerance are closely tied to adaptations linked with specific environmental cues and when those cues are absent, disease resistance and pest tolerance significantly decrease. It is therefore pre-emptive to selectively breed these traits into stock suited to Australian conditions; building resilience and providing resistance to endemic diseases, and preparing for living with *Varroa* and associated viruses.

In order to commence selective breeding for hygienic behaviour, we undertook a large-scale assessment of 649 colonies across 9 beekeeping operations to generate a working baseline of the level of hygienic behaviour in Australian production and breeding colonies. During this assessment, we recorded the prevalence of brood diseases affecting the colonies and if the bees has access to nectar yielding flower (referred to as 'nectar flow'). Our goals were to identify potential hygienic breeding stock, determine if queen selection alone was sufficient to confer

hygienic behaviour, assess the influence of nectar flow on the expression of hygienic behaviour, and gauge the efficacy of hygienic behaviour using chalkbrood presence as an indicator.

Materials and methods

From late April (early autumn) 2014 to February 2016 (late summer), commercial production colonies and colonies containing breeding lines ($N = 649$) from 9 beekeeping operations in 21 bee yards from eastern Australia (Tasmania, Victoria, New South Wales, and Queensland) were assessed for hygienic behavior. Three operations conducted selective breeding programs while six operations were primarily geared toward pollination and honey production. Precise details of beekeepers and beekeeping operations cannot be provided, as it was a condition of participation that details on individuals be kept confidential.

The freeze-kill brood (FKB) assay [31] was used on 50–100 colonies per operation and ranged in size from nucleus colonies (4 frames of bees and 2–3 frames of brood) to honey production colonies (16+ frames of bees and 6–8 frames of brood). Colonies tested met key selection traits (eg. honey production, temperament, etc) or belonged to specific breeding lines. Whether or not the queen heading the colony was a daughter of a hygienic mother (referred to as ‘queen selection’) and if the colony belonged to a breeding program was noted. The presence or absence of chalkbrood disease and the presence of a nectar flow was also recorded. When a colony was infected with chalkbrood disease, the severity of the disease was rated on a 1–3 scale as determined by the number of mummies or infected larvae on both sides of the middle brood frame: slight 1–10, moderate 11–40, severe 40+.

Although hygienic behaviour can be scored as a continuum from 0–100, represented by a percentage of dead brood removed by nurse bees in 24 hours, it is common practice to classify colonies on a binary scale as hygienic or not hygienic using 95% removal rates as the categorization threshold [32,33]. Strict hygienic behaviour (score based only on full removal of killed brood) is frequently used for selective breeding purposes while liberal hygienic behaviour (score based on a combination of full and partial removal of killed brood), a less rigorous measure, is considered biologically significant as the short timeframe for removal should confer disease resistance by removing infected larvae before a pathogen becomes infectious. To assess this, we used liquid nitrogen to freeze an area of sealed brood containing 110 cells. These experimental frames were returned to the respective hives once the nitrogen had volatilized. The amount of dead brood removed by worker bees was measured after 24 hours. For this survey, colonies were categorized as strictly hygienic if 95% or more dead pupae were completely removed from the test area and liberal hygienic if 95% or greater of dead brood was fully or partially removed in 24 hours [33,34].

Hygienic behaviour was calculated as follows:

c = number of cells frozen

u = number of unsealed cells before the test

s = number of sealed cells after the test

p = number of cells partially cleaned out after the test

$$\text{Strict Hygienic Behaviour} = \frac{c-u-s-p}{(c-u)} * 100$$

$$\text{Liberal Hygienic Behaviour} = \frac{c-u-s}{(c-u)} * 100$$

Liberal hygienic behaviour was used to establish a baseline of hygienic behaviour in the colonies sampled. Strict hygienic behaviour was used to assess effectiveness of queen selection in trait transfer, impact of environmental influences (nectar flow), and influence of hygienic behaviour on the control of chalkbrood disease.

Statistics

Variables affecting strict hygienic behaviour. Because data were not normally distributed, a binary logistic regression was fitted to the data to understand the relationship between predictors and the likelihood of a colony scoring hygienic or not. The categorical predictor variables: queen selection, breeding program, and nectar flow were considered for the model coded as 0 = no and 1 = yes. Strict hygienic behaviour was coded as 0 = less than 95% removal of dead pupae and 1 = greater than 95% removal.

Nectar flow. Of the 649 colonies tested for hygienic behaviour, thirty-two colonies were tested a second time where one test was conducted during a nectar flow and the other test was conducted without a nectar flow. Only the first test score contributed to the 649 sample. The data failed to meet the assumption of sphericity necessary to use a repeated measures test, consequently a nonparametric exact sign test was used to compare the differences in hygienic behaviour with and without a nectar flow. Hygienic behaviour was a continuous variable.

Chalkbrood infection, nectar flow and hygienic behaviour. A binary logistic regression was fitted to the data to determine if the levels of hygienic behaviour, nectar flow or the interaction of hygienic behaviour and nectar flow were significant predictors of chalkbrood infection. Chalkbrood presence and nectar flow were coded 0 = no and 1 = yes. Strict test of hygienic behaviour was a continuous variable.

Severity of chalkbrood infection and hygienic behaviour. A Kruskal Wallis test was performed to examine the level of hygienic behaviour in relation to the severity of chalkbrood infection in honey bee colonies. Strict test of hygienic behaviour was a continuous variable and chalkbrood was ordinal with grouping variables: no infection, slight infection, moderate infection, and severe infection. All analyses were carried out in IBM SPSS Statistics for Macintosh, Version 25.0 [35].

Results

Colony summary

Of the 649 colonies tested for hygienic behaviour, 219 (34%) scored above 95% liberal hygienic threshold and 106 (16%) scored above 95% strict hygienic threshold [Fig 1](#). These data can be separated into four categories: no breeding program and no queen selection (35%), breeding program and no queen selection (34%), queen selection without a breeding program (8%), and queen selection only (30%) [Table 1](#).

Logistic regression model. A binary logistic regression analysis was conducted to determine if queen selection, membership of a breeding program, and nectar flow were significant predictors of a colony exhibiting strict hygienic behaviour (<95% removal of FKB in 24 hours) [Table 2](#).

A test of the full model against a constant only model was statistically significant, indicating that the predictors reliably distinguished between hygienic and non-hygienic colonies (chi square = 72.550, $p < 0.0001$ with $df = 3$) [Table 3](#). Nagelkerke's R^2 of 0.179 indicated that this is a weak model explaining 17.9% of the variation. Prediction success overall was 83.5% (100% correctly classified as not strict hygienic and 0% correctly classified as strict hygienic) and was not different from the constant only model indicating that there is a large amount of error in the model. Despite the large error factor, queen selection and breeding program made significant contributions to the predictive capacity of the model ($p = 0.002$, $p < 0.0001$, respectively) and can influence a colony's hygienic status. In fact, the odds ratios indicate that colonies from breeding programs were around 5.8 times more likely to be hygienic and colonies headed by queens raised from hygienic queen mothers were around 2.2 times more likely to be hygienic.

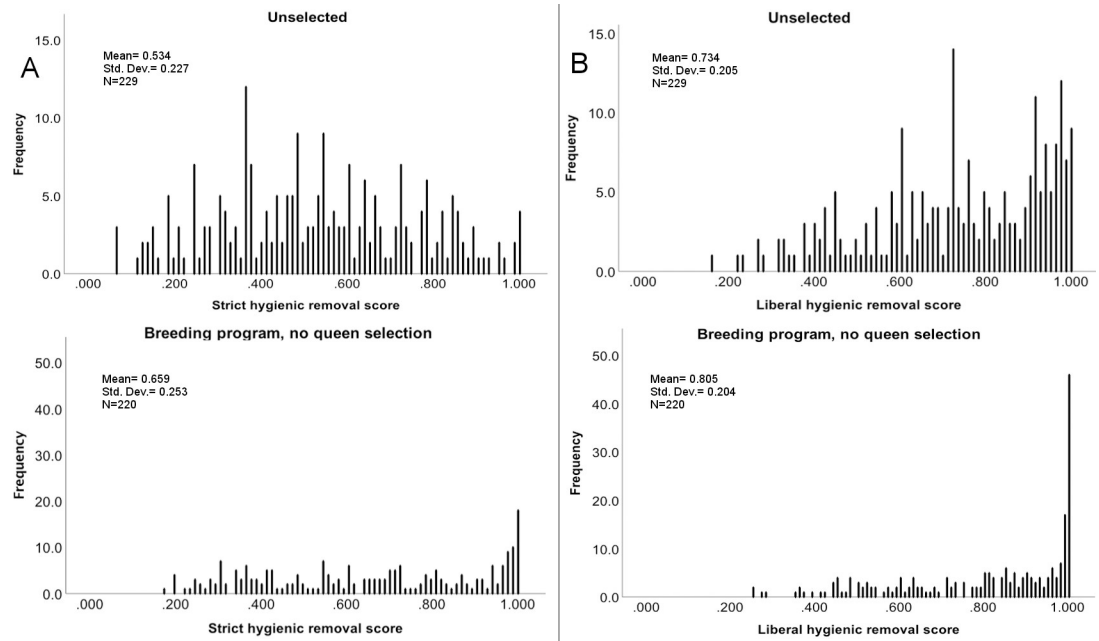


Fig 1. Histograms of hygienic behaviour in eastern Australian honey bee colonies. Histograms of hygienic behaviour (FKB) removal rates based on the liberal and strict tests from Australian honey bee colonies (n = 649) without prior selection for hygienic behaviour from honey production (top) and selective breeding colonies (bottom). Tested from 2014–2016 (A) Strict hygienic behaviour test and (B) Liberal hygienic behaviour test.

<https://doi.org/10.1371/journal.pone.0203969.g001>

Nectar flow was not a significant predictor of strict hygienic behaviour but could none-the-less have a biologically relevant impact on hygienic removal.

Nectar flow. An exact sign test was used to compare differences in hygienic behaviour when colonies had access to a nectar flow and when they did not. Overall, 32 colonies were tested twice: once during a nectar flow and once without access to nectar. Colonies tested under plentiful nectar conditions had a statistically significant mean increase in strict hygienic behaviour (85.7% +/- 0.183) compared to test scores without nectar access (69.7% +/- 0.256), $p = .001$, Table 4.

Chalkbrood disease, nectar flow and strict hygienic behaviour

Of the 649 colonies tested, 76.6% (497) did not show chalkbrood infection, while 23.4% (152) showed clinical symptoms Fig 2A, S1 Fig. A logistic regression analysis was conducted to

Table 1. Summary of colonies included in the survey of hygienic behaviour in Australia 2014–2016.

Category	n	Liberal >95%	Strict >95%	Description
No breeding, no targeted selection	229	40 17%	9 4%	Commercial honey production colonies with stock of unknown origin
Breeding, no targeted selection	221	84 38%	45 20%	Colonies belonging to a breeding program but without selection purposeful selection for hygienic behaviour
Targeted selection, no breeding	57	12 21%	4 7%	Commercial honey production colonies headed by queens raised from hygienic queen mothers
Targeted selection only	199	94 47%	68 34%	Both commercial and breeding colonies headed by queens raised from hygienic queen mothers

<https://doi.org/10.1371/journal.pone.0203969.t001>

Table 2. Summary of colony status used in binary logistic regression analysis to determine significant predictors of hygienic behaviour.

Strict Hygienic	Total sample	Queen Select		Breeding Program		Nectar Flow	
		No	Yes	No	Yes	No	Yes
No	107	396	146	273	269	219	323
Yes	542	54	53	13	94	31	76
Summary	649	450	199	286	363	250	399

<https://doi.org/10.1371/journal.pone.0203969.t002>

determine if hygienic behaviour, nectar flow, or the interaction of hygienic behaviour and nectar flow were significant predictors of chalkbrood infection. A test of the full model against a constant only model was not statistically significant, indicating that level of hygienic behaviour, presence of nectar flow or a combination of both were not significant predictors of chalkbrood infection (chi square = 7.012, $p = 0.072$ with $df = 3$), Table 5, Fig 3, S2 Fig. Data were also analyzed with hygienic behaviour (both liberal and strict tests) as a bivariate predictors with the same results S1 Table.

Of the 152 colonies with chalkbrood infection, 53% (82) were slight infections, 37% (55) were moderate infections, and 10% (15) were severe infections Fig 2B.

A Kurskal Wallace test determined there was not a statistically significant difference between the level of hygienic behaviour in a colony and absence or level of chalkbrood infection ($H(2.461)$, $p = 0.482$), with a mean rank of 330.79 for no infection, 300.45 for slight infection, 306.51 for moderate infection and 335.17 for severe infection.

Discussion

This survey aimed to build an understanding of hygienic behaviour in Australian honey bee populations in preparation for selecting and developing hygienic lines of bees given the important contribution of hygienic behaviour to honey bee health. We show that unselected Australian commercial production (17%) and breeding populations (38%) demonstrate a higher frequency of hygienic colonies (removing <95% frozen brood in 48 hours) than similar unselected populations in the United States at 10% [26]. Our results support the findings of a previous Australian survey [36] what reported a 20% hygienic phenotype in the study population of 77 although that study used cut frozen brood comb and assessed removal after 48 hours. These amplified frequencies of hygienic behaviour may be due to directional selection under

Table 3. Summary of logistic regression analysis for variables predicting hygienic behaviour (FKB strict test) in Australian honey bee colonies (n = 649).

Observed				Predicted		Percentage correct
	Not Strict Hygienic			Strict Hygienic		
Not Strict hygienic	542			0	100	
Strict Hygienic	107			0	0.0	
Overall Percentage					83.5	
Nagelkerke R ²					0.719	
Variable	B	SE B	Wald	df	P	Odds Ratio
Queen Selection	0.818	0.237	11.903	1	0.001	2.226
Breeding Program	1.759	0.318	30.579	1	<0.0001	5.807
Nectar Flow	0.420	0.257	2.677	1	0.102	1.522
Constant	-3.464	0.312	109.065	1	<.00001	0.031

Dependent variable: strict hygienic behaviour. Predictor variables: queen selection, breeding program, and nectar flow.

<https://doi.org/10.1371/journal.pone.0203969.t003>

Table 4. Descriptive statistics of 32 colonies tested twice for hygienic behaviour: Once during a nectar flow and once without a nectar flow.

	Mean	Std. Deviation	Minimum	Maximum
Nectar flow	0.8574	0.18382	0.29	1.00
No nectar flow	0.6970	0.25633	0.03	1.00

<https://doi.org/10.1371/journal.pone.0203969.t004>

Australia’s unique floral resource or management practices. Alternatively Australian colonies may be displaying a founder effect from the limited introduction of honey bee genetics from other countries over the years.

Despite the lack of a focused effort to select for and breed hygienic behaviour in Australia, colonies in breeding programs are 5.8 times more likely to be hygienic as per the FKB strict test than those in commercial production operations. These findings indicate that hygienic behaviour may be linked to other economically desirable and heritable traits that enhance a colony’s performance such as general disease resistance or honey production.

This survey found that colonies headed by queens raised from hygienic queen mothers were 2.8 times more likely to be highly hygienic than colonies headed by queens without this type of selection supporting evidence that queen selection alone is sufficient to increase the frequency of this trait in Australian honey bee populations [34,37,38,39]. This may not be the case in populations with a lower frequency of drones originating from hygienic colonies. Spivak and colleagues [34] report that 50% of the drones that hygienic virgin queen mates with must be from hygienic colonies for successful selective breeding.

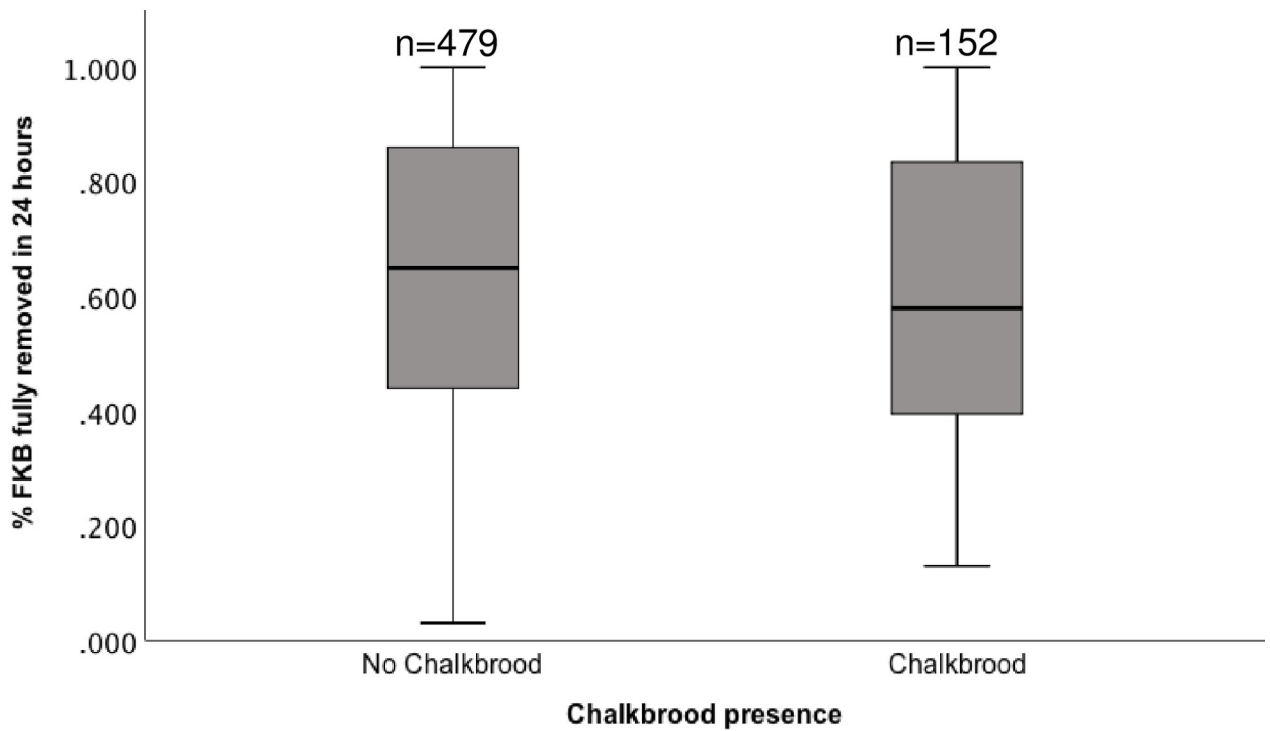
A degree of trait expression is influenced by nectar availability by driving greater removal of killed brood [34,40,41]. The natural urge of bees to collect nectar and store it as honey may stimulate hygienic behaviour by elevating egg production thereby increasing the need to optimize the use of brood cells. However, Bigio and colleagues [42] report that feeding sugar syrup did not provide the same brood cleaning stimulation. The strict test appears to be more robust than the liberal test providing a good metric for selective breeding purposes regardless of environmental conditions. None-the-less, testing for hygienic behaviour multiple times over the season in periods of both high and low nectar flow will best enable the beekeeper to assess the genetic propensity for removal of dead brood.

The most interesting and surprising component of this survey is that colonies successfully identifying and removing brood killed by liquid nitrogen were not necessarily resistant to chalkbrood infection and the level of hygienic behaviour did not appear to be related to the severity of chalkbrood infection. Many studies demonstrate a relationship between fast removal rates of FKB and reduction of brood disease [9,21,26] but also caution about exclusively relying on this trait for resistance to chalkbrood as fast removal rates of FKB do not always correlate with the removal of chalkbrood infected larvae. Consequently, challenging hygienic colonies with *A. apis* is important for breeding purposes [32] to confirm resistance.

To date, most studies that have investigated brood diseases in hygienic colonies have looked at relatively small sample sizes or in experimentally infected colonies. Here we present the first wide-scale survey to verify these cautions.

Hygienic behaviour has been shown to be triggered by phenethyl acetate produced by *A. apis* infected larvae [43]. It is possible that in Australia, chalkbrood infected larvae are not emitting volatiles that initiate hygienic removal. It is unknown what specific biochemical process causes the release of particular volatiles, but if the process is environmentally or nutritionally influenced, eastern Australian conditions and floral resources may not be conducive to the production of important volatiles. Vojvodic and colleagues [44] report variation in virulence between haplotypes of *A. apis* with variation also reported in Australia [45]. If the processes

A



B

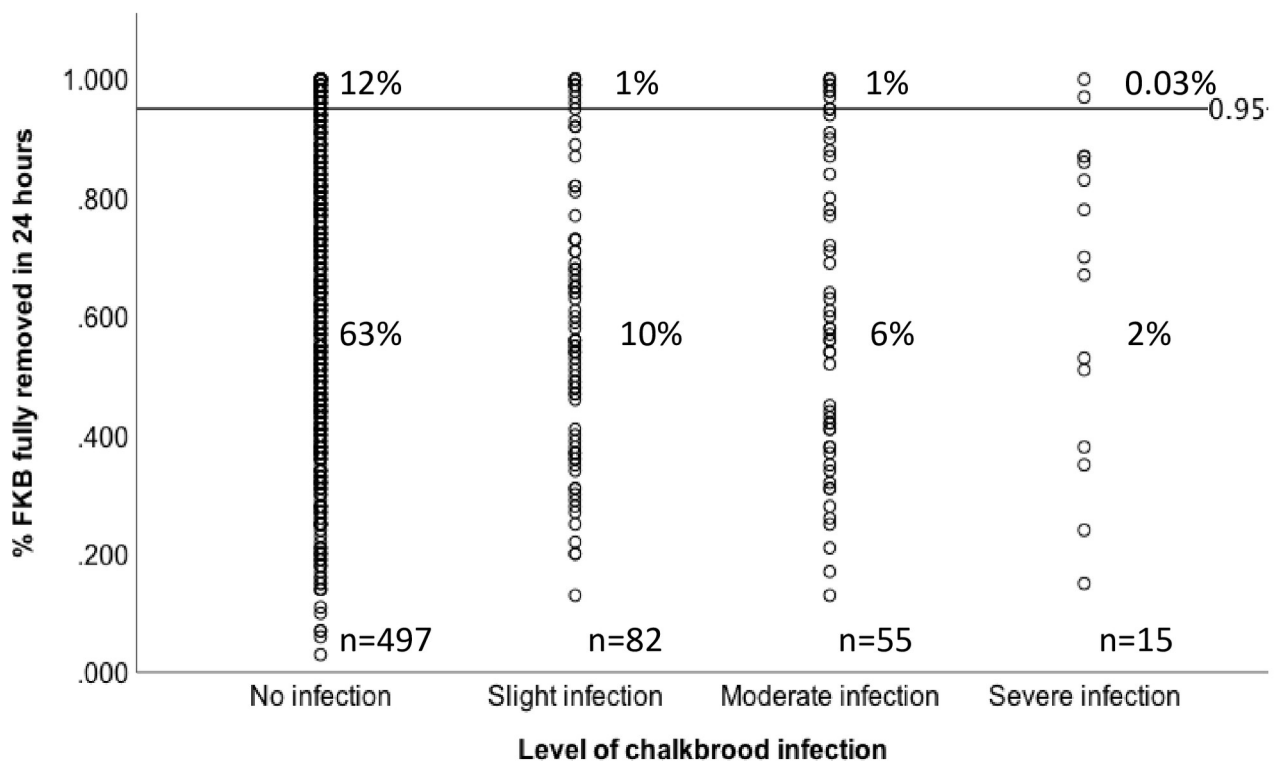


Fig 2. Level of hygienic behaviour based on the FKB strict test is not a predictor of chalkbrood infection. (A) Strict hygienic behaviour and chalkbrood infection (B) Severity of chalkbrood infection and strict hygienic behaviour. Percentages are out of 649 colonies.

<https://doi.org/10.1371/journal.pone.0203969.g002>

involved with volatile production are genetically linked, the lack of important volatiles could result from genetically distinct haplotypes that have responded to directional selection by highly hygienic Australian colonies increasing virulence of specific strains. Yoder and colleagues [46,47] conclude that colony exposure to fungicides can increase chalkbrood disease, but not likely here because our test colonies were mainly surrounded by native flora and not exposed to agrochemicals.

The present work is the first large-scale survey to demonstrate that colonies successfully identifying and removing brood killed by liquid nitrogen are not necessarily resistant to chalkbrood infection in eastern Australia. These results raise the question of whether some specific environmental factor also influences the ability of bees to detect diseased brood and support recommendations that precautions be taken when selecting for hygienic behaviour and chalkbrood resistance [48]. We recommended that the FKB test should be followed up with infection bioassays since the removal of killed brood is not always correlated with the removal of diseases or parasitized brood [32]. However, our recommendation may be problematic because an infection bioassay may not kill all of the larvae since an individual’s innate immunity may be able to overcome the infection [44], making removal rates and social immunity difficult to quantify. Alternatively, the development of an assay to select for social hygienic behaviour specific to eastern Australia’s honey bee population and pest and disease matrix may be beneficial.

Pest and disease resistance is the impetus of breeding for hygienic behavior. Bees bred for Varroa Sensitive Hygiene in other countries were shown to be highly hygienic using the FKB assay even though the population was selected by other means [49,50]. We also show that bees selected for performance (eg honey production, pollination efficacy, temperament, etc) can also be quite hygienic. It is possible, therefore, for many different selection assays and methods to increase the nest cleaning ability of honey bees to remove parasitized brood and thus arrive at the desired outcome: healthier, more disease resistant bees.

The level of hygienic behaviour found in Australia’s managed honey bee colonies is surprising and encouraging, laying a solid framework for selective breeding programs targeting disease resistance and lays the foundation of beneficial traits when preparing for living with

Table 5. Summary of logistic regression analysis for variables predicting chalkbrood infection. Dependent variable: chalkbrood presence (n = 649).

Observed			Predicted		Percentage correct	
	No Chalkbrood	Chalkbrood	No Chalkbrood	Chalkbrood		
No Chalkbrood	497	0			100	
Chalkbrood	152	0			0.0	
Overall Percentage					76.6	
Nagelkerke R ²					0.719	

Variable	B	SE B	Wald	df	P	Odds Ratio
Queen Selection	-0.877	0.580	2.284	1	0.131	0.416
Breeding Program	-0.901	0.497	3.293	1	0.070	0.406
Nectar Flow	0.862	0.758	1.293	1	0.256	2.367
Constant	-0.441	0.356	1.538	1	0.215	0.643

Predictor variables: Strict hygienic behaviour, nectar flow, and strict hygienic behaviour and nectar flow interaction.

<https://doi.org/10.1371/journal.pone.0203969.t005>

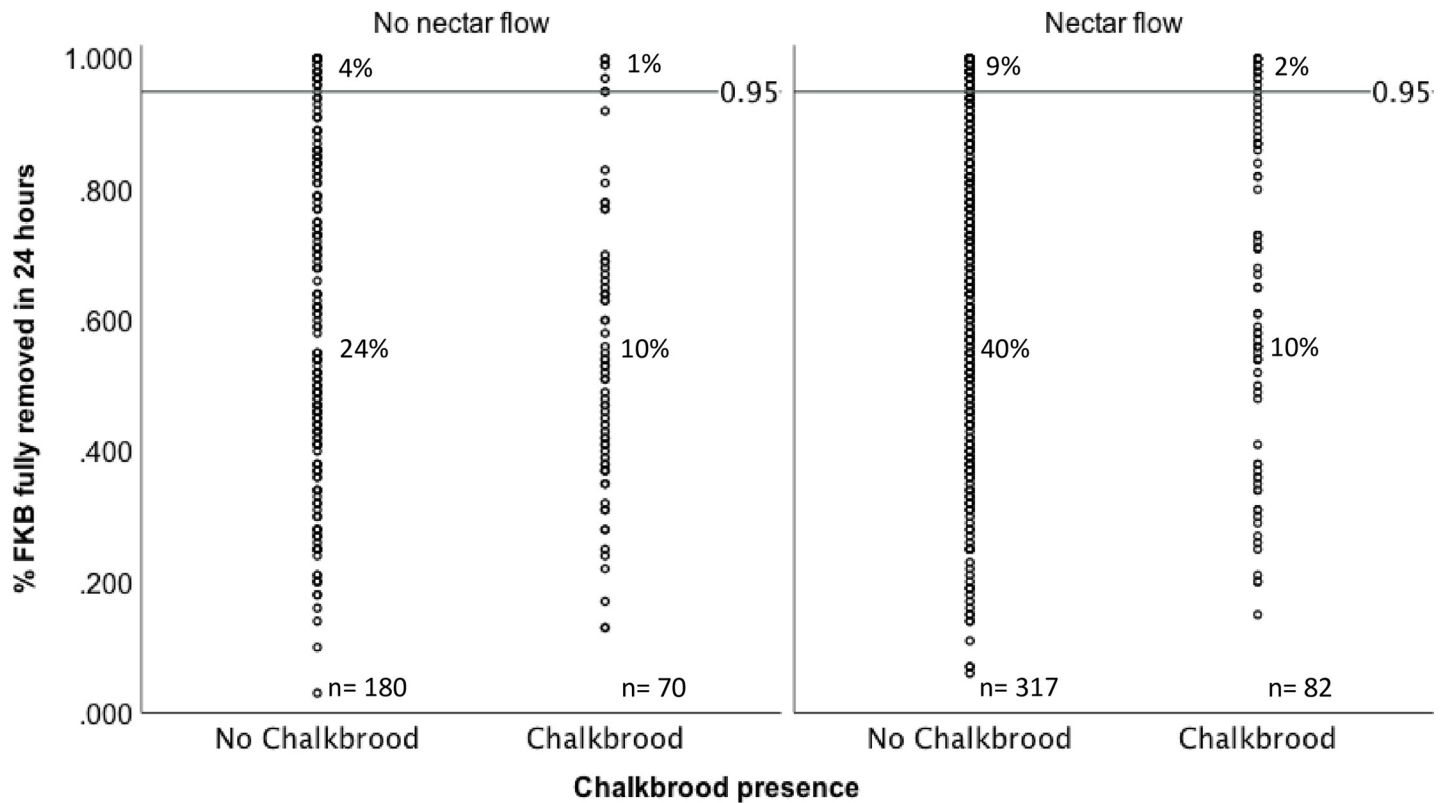


Fig 3. Chalkbrood presence in honey bee colonies is not influenced by level of strict hygienic behaviour (FKB test) or nectar flow. Strict hygienic behaviour scores of colonies with and without chalkbrood under variable nectar conditions. Percentages are out of 649 colonies.

<https://doi.org/10.1371/journal.pone.0203969.g003>

Varroa. For *Varroa* tolerance further focused selection will be needed from this population to provide economical protection from the mite. Additionally, to maximize the benefits of hygienic behaviour for the honey bee industry, a deeper understanding of trait selection and the evolutionary arms race between *A. mellifera* and *A. apis* is vital.

Supporting information

S1 Fig. Hygienic behaviour as determined by the liberal FKB test not a predictor of chalkbrood infection (A) hygienic behaviour and chalkbrood infection (B) Severity of chalkbrood infection and liberal hygienic behaviour. Percentages are out of 649 colonies.

(TIF)

S2 Fig. Chalkbrood presence in honey bee colonies not influenced by liberal FKB test of hygienic behaviour or nectar flow hygienic behaviour scores from colonies with and without chalkbrood under variable nectar conditions.

(TIF)

S1 File. Data associated with this survey.

(CSV)

S1 Table. Summary of logistic regression analysis for variables predicting chalkbrood infection.

(DOCX)

Acknowledgments

We thank the Australian Honey Bee Industry Council (AHBIC) for supporting the concept of this work and participating beekeepers for their time, expertise, and providing access to their bees. We would specifically like to thank Thomas Harding for his technical beekeeping support. Thank you to Daniel Martin for supporting this work. Thank you to Dr. Graeme Byrne of La Trobe University for statistics assistance and gratitude to our reviewers.

Author Contributions

Conceptualization: Jody Gerdts, R. Laurie Dewar, Trevor Edwards.

Formal analysis: Jody Gerdts, Michael Simone Finstrom, Trevor Edwards.

Funding acquisition: Jody Gerdts.

Investigation: Jody Gerdts, R. Laurie Dewar.

Methodology: Jody Gerdts, Michael Simone Finstrom.

Project administration: Jody Gerdts.

Resources: Jody Gerdts, R. Laurie Dewar.

Supervision: Michael Simone Finstrom, Trevor Edwards, Michael Angove.

Writing – original draft: Jody Gerdts.

Writing – review & editing: Jody Gerdts, Michael Simone Finstrom, Trevor Edwards, Michael Angove.

References

1. Karasinski J. The Economic Valuation of Australian Managed and Wild Honeybee Pollinators. Presentation presented at; 2017; Agricultural Lecture Theatre, G013 North Wing, Agricultural Building University Western Australia Institute of Agriculture.
2. Genersch E. Honey bee pathology: current threats to honey bees and beekeeping. *Applied microbiology and biotechnology*. 2010 Jun 1; 87(1):87–97. <https://doi.org/10.1007/s00253-010-2573-8> PMID: 20401479
3. Rosenkranz P, Aumeier P, Ziegelmann B. Biology and control of *Varroa destructor*. *Journal of invertebrate pathology*. 2010 Jan 1; 103:S96–119. <https://doi.org/10.1016/j.jip.2009.07.016> PMID: 19909970
4. Martin SJ, Highfield AC, Brettell L, Villalobos EM, Budge GE, Powell M, Nikaido S, Schroeder DC. Global honey bee viral landscape altered by a parasitic mite. *Science*. 2012 Jun 8; 336(6086):1304–6. <https://doi.org/10.1126/science.1220941> PMID: 22679096
5. Burley LM, Fell RD, Saacke RG. Survival of honey bee (*Hymenoptera: Apidae*) spermatozoa incubated at room temperature from drones exposed to miticides. *Journal of economic entomology*. 2008 Aug 1; 101(4):1081–7. PMID: 18767713
6. Serra-Bonvehí J, Orantes-Bermejo J. Acaricides and their residues in Spanish commercial beeswax. *Pest management science*. 2010 Nov; 66(11):1230–5. <https://doi.org/10.1002/ps.1999> PMID: 20661942
7. Mullin CA, Frazier M, Frazier JL, Ashcraft S, Simonds R, Pettis JS. High levels of miticides and agrochemicals in North American apiaries: implications for honey bee health. *PloS one*. 2010 Mar 19; 5(3):e9754. <https://doi.org/10.1371/journal.pone.0009754> PMID: 20333298
8. Johnson RM, Dahlgren L, Siegfried BD, Ellis MD. Acaricide, fungicide and drug interactions in honey bees (*Apis mellifera*). *PloS one*. 2013 Jan 29; 8(1):e54092. <https://doi.org/10.1371/journal.pone.0054092> PMID: 23382869
9. Milani N. The resistance of *Varroa jacobsoni* Oud. to acaricides. *Apidologie*. 1999; 30(2–3):229–34.
10. Sammataro D, Untalan P, Guerrero F, Finley J. The resistance of varroa mites (*Acar: Varroidae*) to acaricides and the presence of esterase. *International Journal of Acarology*. 2005 Mar 1; 31(1):67–74.
11. Kraus B, Page RE Jr. Effect of *Varroa jacobsoni* (*Mesostigmata: Varroidae*) on feral *Apis mellifera* (*Hymenoptera: Apidae*) in California. *Environmental Entomology*. 1995 Dec 1; 24(6):1473–80.

12. Wenner AM, Bushing WW. Varroa mite spread in the United States. *Bee Culture*. 1996; 124(6):341–3.
13. Seeley TD. Honey bees of the Arnot Forest: a population of feral colonies persisting with Varroa destructor in the northeastern United States. *Apidologie*. 2007 Jan 1; 38(1):19–29.
14. Iwasaki JM, Barratt BI, Lord JM, Mercer AR, Dickinson KJ. The New Zealand experience of varroa invasion highlights research opportunities for Australia. *Ambio*. 2015 Nov 1; 44(7):694–704. <https://doi.org/10.1007/s13280-015-0679-z> PMID: 26133152
15. Evans JD, Spivak M. Socialized medicine: individual and communal disease barriers in honey bees. *Journal of invertebrate pathology*. 2010 Jan 1; 103:S62–72. <https://doi.org/10.1016/j.jip.2009.06.019> PMID: 19909975
16. Rothenbuhler WC. Behaviour genetics of nest cleaning in honey bees. I. Responses of four inbred lines to disease-killed brood. *Animal Behaviour*. 1964 Oct 1; 12(4):578–83.
17. Spivak M, Gilliam M. Hygienic behaviour of honey bees and its application for control of brood diseases and Varroa: Part I. Hygienic behaviour and resistance to American foulbrood. *Bee world*. 1998 Jan 1; 79(3):124–34.
18. Masterman R, Ross R, Mesce K, Spivak M. Olfactory and behavioral response thresholds to odors of diseased brood differ between hygienic and non-hygienic honey bees (*Apis mellifera* L.). *Journal of Comparative Physiology A*. 2001 Jul 1; 187(6):441–52.
19. Arathi HS, Burns I, Spivak M. Ethology of hygienic behaviour in the honey bee *Apis mellifera* L. (Hymenoptera: Apidae): behavioural repertoire of hygienic bees. *Ethology*. 2000 Apr 1; 106(4):365–79.
20. Palacio MA, Rodriguez E, Goncalves L, Bedascarrasbure E, Spivak M. Hygienic behaviors of honey bees in response to brood experimentally pin-killed or infected with *Ascosphaera apis*. *Apidologie*. 2010 Nov; 41(6):602–12.
21. Gilliam M, TABER III S, Richardson GV. Hygienic behavior of honey bees in relation to chalkbrood disease. *Apidologie*. 1983; 14(1):29–39.
22. Spivak M, Reuter GS. Resistance to American foulbrood disease by honey bee colonies *Apis mellifera* bred for hygienic behavior. *Apidologie*. 2001 Nov 1; 32(6):555–65.
23. Schöning C, Gisder S, Geiselhardt S, Kretschmann I, Bienefeld K, Hilker M, Genersch E. Evidence for damage-dependent hygienic behaviour towards Varroa destructor-parasitised brood in the western honey bee, *Apis mellifera*. *Journal of Experimental Biology*. 2012 Jan 15; 215(2):264–71.
24. Spivak M. Honey bee hygienic behavior and defense against Varroa jacobsoni. *Apidologie*. 1996; 27(4):245–60.
25. Toufaillia HM, Amiri E, Scandian L, Kryger P, Ratnieks FL. Towards integrated control of varroa: effect of variation in hygienic behaviour among honey bee colonies on mite population increase and deformed wing virus incidence. *Journal of Apicultural Research*. 2014 Jan 1; 53(5):555–62.
26. Spivak M, Reuter GS. Performance of hygienic honey bee colonies in a commercial apiary. *Apidologie*. 1998; 29(3):291–302.
27. Harpur BA, Chernyshova A, Soltani A, Tsvetkov N, Mahjoorighasrodashti M, Xu Z, Zayed A. No genetic tradeoffs between hygienic behaviour and individual innate immunity in the honey bee, *Apis mellifera*. *PLoS one*. 2014 Aug 27; 9(8):e104214. <https://doi.org/10.1371/journal.pone.0104214> PMID: 25162411
28. Oldroyd BP. Evaluation of Australian commercial honey bees for hygienic behaviour, a critical character for tolerance to chalkbrood. *Australian journal of experimental agriculture*. 1996; 36(5):625–9.
29. Manning, Rob. Rural Industries Research and Development Corporation. Hygienic Behaviour of Stocks of the Western Australian Honeybee Breeding Program (RIRDC publication No. 10/144). 2010. Canberra: Union Offset Printing.
30. Meixner MD, Kryger P, Costa C. Effects of genotype, environment, and their interactions on honey bee health in Europe. *Current Opinion in Insect Science*. 2015 Aug 1; 10:177–84. <https://doi.org/10.1016/j.cois.2015.05.010> PMID: 29588006
31. Reuter G.S. and Spivak M. A simple assay for honey bee hygienic behavior. *Bee Culture*. 1998 126: 23–25.
32. Palacio MA, Figini EE, Ruffinengo SR, Rodriguez EM, del Hoyo ML, Bedascarrasbure EL. Changes in a population of *Apis mellifera* L. selected for hygienic behaviour and its relation to brood disease tolerance. *Apidologie*. 2000 Jul 1; 31(4):471–8.
33. Büchler R, Andonov S, Bienefeld K, Costa C, Hatjina F, Kezic N, Kryger P, Spivak M, Uzunov A, Wilde J. Standard methods for rearing and selection of *Apis mellifera* queens. *Journal of Apicultural Research*. 2013 Jan 1; 52(1):1–30.
34. Spivak M, Reuter GS, Lee K, Ranum B. The future of the MN hygienic stock of bees is in good hands. *Am. Bee J*. 2009 Oct 1; 149(10):965–7.
35. IBM Corp. Released 2017. IBM SPSS Statistics for Macintosh, Version 25.0. Armonk, NY: IBM Corp.

36. Oldroyd BP. Evaluation of Australian commercial honey bees for hygienic behaviour, a critical character for tolerance to chalkbrood. *Australian journal of experimental agriculture*. 1996; 36(5):625–9.
37. Boecking O, Bienefeld K, Drescher W. Heritability of the Varroa-specific hygienic behaviour in honey bees (Hymenoptera: Apidae). *Journal of Animal Breeding and genetics*. 2000 Dec; 117(6):417–24.
38. Pernal SF, Sewalem A, Melathopoulos AP. Breeding for hygienic behaviour in honeybees (*Apis mellifera*) using free-mated nucleus colonies. *Apidologie*. 2012 Jul 1; 43(4):403–16.
39. Bigio G, Al Toufaily H, Ratnieks FL. Honey bee hygienic behaviour does not incur a cost via removal of healthy brood. *Journal of evolutionary biology*. 2014 Jan; 27(1):226–30. <https://doi.org/10.1111/jeb.12288> PMID: 24330477
40. Momot JP, Rothenbuhler WC. Behaviour genetics of nest cleaning in honeybees. VI. Interactions of age and genotype of bees, and nectar flow. *Journal of Apicultural Research*. 1971 Jan 1; 10(1):11–21.
41. Panasiuk B, Skowronek W, Gerula D. Effect of period of the season and environmental conditions on rate of cleaning cells with dead brood. *J. apic. Sci.* 2009 Jan 1; 53(1):95–103.
42. Bigio G, Schürch R, Ratnieks FL. Hygienic behavior in honey bees (Hymenoptera: Apidae): effects of brood, food, and time of the year. *Journal of economic entomology*. 2013 Dec 1; 106(6):2280–5. PMID: 24498725
43. Swanson J, Torto B, Kells S, Mesce K, Tumlinson J, Spivak M. Volatile compounds from chalkbrood *Ascosphaera apis* infected larvae elicit honey bee (*Apis mellifera*) hygienic behavior. *J. Chem. Ecol.* 2009; 35:1088–116.
44. Vojvodic S, Jensen AB, Markussen B, Eilenberg J, Boomsma JJ. Genetic variation in virulence among chalkbrood strains infecting honeybees. *PloS one*. 2011 Sep 22; 6(9):e25035. <https://doi.org/10.1371/journal.pone.0025035> PMID: 21966406
45. Lee GM, McGee PA, Oldroyd BP. Variable virulence among isolates of *Ascosphaera apis*: testing the parasite–pathogen hypothesis for the evolution of polyandry in social insects. *Naturwissenschaften*. 2013 Mar 1; 100(3):229–34. <https://doi.org/10.1007/s00114-013-1016-7> PMID: 23340580
46. Yoder JA, Nelson BW, Jajack AJ, Sammataro D. Fungi and the effects of fungicides on the honey bee colony. In *Beekeeping—From Science to Practice 2017* (pp. 73–90). Springer, Cham.
47. Yoder JA, Jajack AJ, Rosselot AE, Smith TJ, Yerke MC, Sammataro D. Fungicide contamination reduces beneficial fungi in bee bread based on an area-wide field study in honey bee, *Apis mellifera*, colonies. *Journal of Toxicology and Environmental Health, Part A*. 2013 May 1; 76(10):587–600.
48. Jensen AB, Aronstein K, Flores JM, Vojvodic S, Palacio MA, Spivak M. Standard methods for fungal brood disease research. *Journal of apicultural research*. 2013 Jan 1; 52(1):1–20.
49. Ibrahim A, Spivak M. The relationship between hygienic behavior and suppression of mite reproduction as honey bee (*Apis mellifera*) mechanisms of resistance to *Varroa destructor*. *Apidologie*. 2006 Jan 1; 37(1):31–40.
50. Danka RG, Harris JW, Villa JD, Dodds GE. Varying congruence of hygienic responses to *Varroa destructor* and freeze-killed brood among different types of honeybees. *Apidologie*. 2013 Jul 1; 44(4):447–57.