

RESEARCH ARTICLE

Interspecific Variation in Bumblebee Performance on Pollen Diet: New Insights for Mitigation Strategies


Romain Moerman^{1,2}^{*}, Nathalie Roger²^{*}, Roland De Jonghe², Denis Michez²[‡], Maryse Vanderplanck²[‡]

1 Evolutionary Biology and Ecology, Université Libre de Bruxelles, 50 Avenue F.D. Roosevelt, Brussels, Belgium, **2** Research Institute for Biosciences, Laboratory of Zoology, University of Mons, 20 Place du Parc, Mons, Belgium

 These authors contributed equally to this work.

[‡] These authors also contributed equally to the supervision of this work.

^{*} romain.moerman@umons.ac.be



 OPEN ACCESS

Citation: Moerman R, Roger N, De Jonghe R, Michez D, Vanderplanck M (2016) Interspecific Variation in Bumblebee Performance on Pollen Diet: New Insights for Mitigation Strategies. PLoS ONE 11(12): e0168462. doi:10.1371/journal.pone.0168462

Editor: James C. Nieh, University of California San Diego, UNITED STATES

Received: September 29, 2016

Accepted: December 1, 2016

Published: December 22, 2016

Copyright: © 2016 Moerman et al. This is an open access article distributed under the terms of the [Creative Commons Attribution License](https://creativecommons.org/licenses/by/4.0/), which permits unrestricted use, distribution, and reproduction in any medium, provided the original author and source are credited.

Data Availability Statement: All relevant data are within the paper and its Supporting Information files.

Funding: This study was partially funded by FRS-FNRS (Fonds de la Recherche Scientifique) FRFC project 2.4.613.12. and FRIA (Fonds pour la formation à la Recherche dans l'Industrie et dans l'Agriculture). MV is a postdoctoral researcher at the F.R.S.—FNRS and NR is a PhD student at the FRIA. The funders had no role in study design, data

Abstract

Bumblebees (i.e. *Bombus* genus) are major pollinators of flowering wild plants and crops. Although many species are currently in decline, a number of them remain stable or are even expanding. One factor potentially driving changes in bumblebee distribution is the suitability of plant communities. Actually, bees probably have specific nutritional requirements that could shape their floral choices and constraint them in the current context of global change. However, most studies primarily focus on one bumblebee species at a time, making comparative studies scarce. Herein we performed comparative bioassays on three bumblebee species (i.e. *Bombus hypnorum*, *B. pratorum* and *B. terrestris*) fed on three different pollen diets with distinct nutritive content (*Cistus*, *Erica* and *Salix* pollen diets). Micro-colony performance was compared through different developmental and resource collection parameters for understanding the impact of change in pollen diet on different bumblebee species. The evidence suggests that *B. terrestris* is by far the most competitive species because of its performance compared to the other species, regardless of pollen diet. Our results also highlight a *Bombus* species effect as pollen diet impacts the micro-colonies in different ways according to the actual bumblebee species. Such interspecific variation in *Bombus* performance in response to a dietetic change underlines the importance of considering different bumblebee species in mitigation strategies. Such comparative studies are good advice for developing appropriate suites of plant species that can benefit threatened species while supporting stable or expanding ones.

Introduction

Bumblebees are annual social insects mostly distributed in temperate and cold areas [1]. All 250 bumblebee species are included in the genus, *Bombus*, divided into 15 subgenera [2]. They are the dominant pollinators of many wild and crop species, providing a vital ecosystem

collection and analysis, decision to publish, or preparation of the manuscript.

Competing Interests: The authors have declared that no competing interests exist.

service [3–5]. Numerous studies have documented significant bumblebee declines in both diversity and range throughout North America, Europe and Asia [6–8]. Such decreases are likely driven by multiple factors, including parasite spillover, pesticide spread, host-plant loss and global warming [7–11].

There are various bumblebee species that seem to be on the edge of extinction like *B. cullumanus* in Europe [12] or *B. franklini* in the USA [6]. However, not all bumblebee species are threatened, and many are even expanding their distribution [12]. For example, *B. hypnorum* was recorded new to Britain in 2001 and colonized all of England and Wales in a few years [13,14]. Another example is the buff-tailed bumblebee (*B. terrestris*) that was domesticated and commercialized for crop pollination [15]. This species escaped from confinement and invaded many regions in different continents (e.g. in Japan [16]; in Argentina [17]). Presently, there is little indication as to why bumblebee species differ so widely in their abundance and susceptibility to global change [18]. Several hypotheses have been put forth, like variations in climatic specialization [2,19], phenology [18], diet breadth (i.e. more or less generalist diet: e.g. [20, 21]) and particular favorite host-plants like Fabaceae [22,23]. These hypotheses are mainly based on field records and just a few experimental studies are available. For instance, the interspecific variability in nutritional performance and requirements of bumblebees remain unknown while it is definitely a key factor for understanding species conservation and potential interspecific competition [24,25].

Field studies have shown that floral resources can profoundly change in quality and quantity between close areas or over time [26]. As diet breadth and favorite host plants are variable inside the genus *Bombus* (i.e. from specialists in the genus *Aconitum*, like *B. gerstaeckeri* to highly generalists, such as *B. hypnorum*; [27,28]), the interspecific competition for floral resources is therefore habitat dependent. Bumblebees with wide diet breadth, including *B. terrestris*, should be more competitive in a changing environment than species like *B. jonellus*, which forages preferentially on the Ericaceae plant family [29]. Moreover, a lack of favorite plant, without any alternative resources, induces food shortfall and leads to longer larval development [30], production of smaller or fewer individuals [31] and ejection of larvae in extreme cases [32].

Certain experimental investigations have tested the development of bumblebee colonies on different pollen diets to assess their nutritional requirements and performance (e.g. [33] on *B. terrestris*; [34] on *B. ignitus*; [30] on *B. terricola*). They showed that pollen source can positively or negatively impact oviposition time [33] as well as larval production [31], though they did not consider pollen traits responsible for such effects. More recent studies have associated rearing experiments with chemical analyses of the pollen diet to investigate underlying compounds. These studies, limited to a few common species, suggested that the development of colonies or the individual behavior is related to the concentration of amino acids, the presence of particular sterols or a high protein: lipid ratio [35,36, 37, 38]. As different bee species display specific nutritional requirements (e.g. sterol compounds), they could show variation that may influence their host-plant foraging patterns [25, 39, 40]. As far as we know, the study of such interspecific variability in nutritional requirements and, in turn, host-plants resource resources quality remains lacking for bumblebee species.

The aim of this work was to compare the performance of three common bumblebee species (i.e. *Bombus terrestris*, *B. hypnorum* and *B. pratorum*) on the same pollen diet under controlled conditions (i.e. bioassays). We employed an experimental setup based on micro-colonies (i.e. queenless colonies) fed on three different pollen diets to estimate brood development (e.g. brood mass) and resource collection (e.g. pollen collection). Based on the interspecific variability of floral choices observed in the field, we hypothesized that pollen diet suitability and performance was bumblebee species-dependent.

Materials and Methods

Bee models and pollen diets

We selected three common species of bumblebees in NW Europe: *Bombus (Pyrobombus) hypnorum*, *B. (Pyrobombus) pratorum* and *B. (Bombus) terrestris* [12]. These species display similar generalist foraging behavior but *B. terrestris* seems more generalist [21, 28, 41]. Moreover *B. hypnorum* and *B. terrestris* build larger colonies than *B. pratorum* [19]. All three species were “pollen storer” (i.e. workers store pollen in cells before feeding the larvae), making their breeding under the same experimental conditions possible [18].

We considered three pollen diets for the bioassays, namely *Cistus*, *Salix* and *Erica*. We used honeybee pollen loads purchased from the company “Pollen Energie” (St Hilaire de Lusignan, France). Worker honeybees forage on pollen from various resources but each worker individually specializes in one pollen resource, making a monofloral pollen load. The target pollen species may be differentiated based on their color. We double-checked the uniqueness of the plant species composition of the blends by analyzing the pollen grain morphology under a light microscope (Leitz at $\times 400$ magnification). Pollen of *Salix* has been previously described as an excellent resource for *B. terrestris* colony development (18.6% of total amino acid content) while *Cistus* pollen had a rather negative impact on colony development (13.5% of total AA content), the pollen of *Erica* showing intermediate results (13.5% of total AA content) [see 35 for description of chemical characteristics of these blends].

Rearing setup

We collected newly-emerged wild queens of *B. hypnorum* and *B. pratorum* in the Spring of 2014 and 2015 in the areas of Brussels and Mons (Belgium). *B. hypnorum* and *B. pratorum* queens were abundant on *Salix caprea* and *Ribes sanguineum*. Sampling of *B. hypnorum* was completed with full nests found in the wild in the areas of Westerlo (Belgium) and Arlon (Luxembourg) (e.g. in old bird boxes). *B. terrestris* colonies were provided by Biobest bvba (Westerlo, Belgium). All colonies of the three species were reared with *Salix* pollen in a dark room at 26°C and 65% relative humidity until worker emergence. The samples did not involve endangered or protected species. No specific permits were required for the described field studies as insect collection did not occur in privately owned or protected locations.

We randomly collected four two-day-old workers from colonies to constitute micro-colonies (i.e. queenless colonies) following the method developed by Regali and Rasmont [42]. Each micro-colony was reared in a plastic box (8 x 16 x 16 cm). After a few days, one worker became dominant and began to lay male eggs [33]. We removed from the analyses micro-colonies without brood development. Such a method using queenless *B. terrestris* micro-colonies for testing the nutritive value of pollen diets was previously shown to be an appropriate estimate of queenright colony development at least under laboratory conditions [43]. We were able to produce 30 micro-colonies of *B. terrestris*, 25 of *B. pratorum* and 19 of *B. hypnorum*.

While the usual rearing temperature was 28°C or 30°C for bumblebees [35], the 74 micro-colonies were reared in the same dark room at 26°C and 65% relative humidity. This lower temperature was selected after primary testing demonstrated a better development of colonies and micro-colonies of *B. pratorum* and *B. hypnorum* without significant influence on *B. terrestris* colony development. All micro-colonies were fed *ad libitum* during a 21-days period with pollen provided as candy (see below) and inverted sugar syrup (BIOGLUC, Biobest, Westerlo, Belgium) provided by capillary tube placed under the micro-colony and in contact with a stock of syrup. Preliminary test did not reveal any significant evaporation or condensation on the stock of syrup in the experimental conditions.

To facilitate diet manipulation, the same ratio of mass pollen was mixed with inverted sugar syrup (90% and 10% w/w, respectively) to form candies. New pollen candy was provided every two days to avoid alteration of pollen content.

Bumblebee performance

Several parameters were considered to evaluate micro-colony development (adapted from [44]): (i) total pollen collection (i.e. fresh mass of pollen consumed and stored); (ii) total syrup collection (i.e., mass of syrup consumed and stored); (iii) mass of offspring (total larvae and pupae); (iv) mean pupal mass; (v) number of eggs; (vi) number of larvae; and (vii) number of pupae. All weighed parameters (i.e., brood, pollen or syrup) were standardized by the mass of the four workers' abdomens (i.e. estimator of total body mass) from each micro-colony to cancel the potential effect of worker activities linked to their size (i.e. consumption and brood care) [45]. The pollen efficacy parameter was estimated as the total mass of offspring divided by total pollen collection [44]. Additionally, pollen and syrup collection per gram of offspring along with pollen dilution (i.e. pollen collection/syrup collection) were calculated as indicators of performance.

Furthermore, we considered the fat body content of workers as an indicator of individual condition because fat body is involved with the immune system (i.e. synthesis of proteins with antimicrobial activities) and in nutrient storage (i.e. proteins, lipids and carbohydrates) [46]. The abdomens of workers were dried at 70°C over three days and then weighed. These dried abdomens were then placed in 2 mL of diethyl ether for 24 hours. After rinsing twice with diethyl ether, these abdomens were placed seven days at 70°C and weighed [47]. Mass difference between the two weights was used as the parameter after standardization by the initial weight to avoid biases linked to worker size.

Statistical analyses

Generalized linear mixed models (GLMMs) were utilized to test the influence on the different parameters (i.e. resource collection, developmental parameters, fat body) of two fixed categorical variables related to the *Bombus* species (three levels: *B. hypnorum*, *B. pratorum* and *B. terrestris*) and diet (three levels: *Cistus*, *Erica* and *Salix*), including the year (two levels: 2014 and 2015) as a random factor ("lmer" function, R-package lmerTest). Prior to these analyses, percentage data (i.e. fat body content) were arcsine-transformed to achieve variance stabilization. Normality of the residuals and overdispersion of the data were verified ($p > 0.05$). Data were transformed when assumption violation occurred (i.e. log- or rank-transformed). The effects of fixed and random factors (i.e. analysis of variance (ANOVA) and difference of least-squares means) were assessed using the step function implemented in the package stats [48]. Data were visualized on plots of means and boxplots for parametrical and non-parametrical data, respectively. All analyses were performed in R version 3.0.2 [48].

Brood compositions (i.e. proportion of eggs, larvae and pupae) were compared using permutational multivariate analysis of variance (perMANOVA) based on the Bray-Curtis dissimilarity index and 999 permutations ("adonis" command, R-package vegan [49]). Prior to the perMANOVA, the multivariate homogeneity of the within-group covariance matrices was inspected using the "betadisper" function implementing Marti Anderson's testing method. Distinct perMANOVAs were performed using the *Bombus* species, diet or their interaction as factor variables to detect significant differences in the dynamics of micro-colony development. Data were visually assessed on a histogram. All analyses were performed in R version 3.0.2 [48]. All results are presented as mean \pm SD.

Results

Pollen collection was species dependent ($F_{2,65} = 9.94, p < 0.001$) with a lower collection for *B. hypnorum* (37.11 ± 14.14 g) compared to *B. pratorum* (51.81 ± 13.61 g) and *B. terrestris* (53.41 ± 11.60 g) (S1 Table). Regardless of the *Bombus* species, pollen collection did not depend on pollen diet ($F_{2,65} = 0.23, p = 0.796$) and no effect of factor interactions (i.e. diet: *Bombus* species) was detected. Considering pollen collection per gram of offspring (i.e. reciprocal of pollen efficacy), statistical analyses determined significant differences between all species with *B. terrestris* displaying the lowest median pollen collection per gram of offspring (1.71 g/g offspring), *B. hypnorum* the largest (3.93 g/g offspring) and *B. pratorum* was intermediate (2.10 g/g offspring) ($F_{2,64.09} = 31.39, p < 0.001$) (Fig 1). Although no main diet effect was detected, micro-colonies of *B. terrestris* fed on the *Erica* diet displayed a larger pollen collection per gram of offspring, significantly different from the *Salix* diet ($t = 2.18, df = 64, p = 0.033$) (Fig 1).

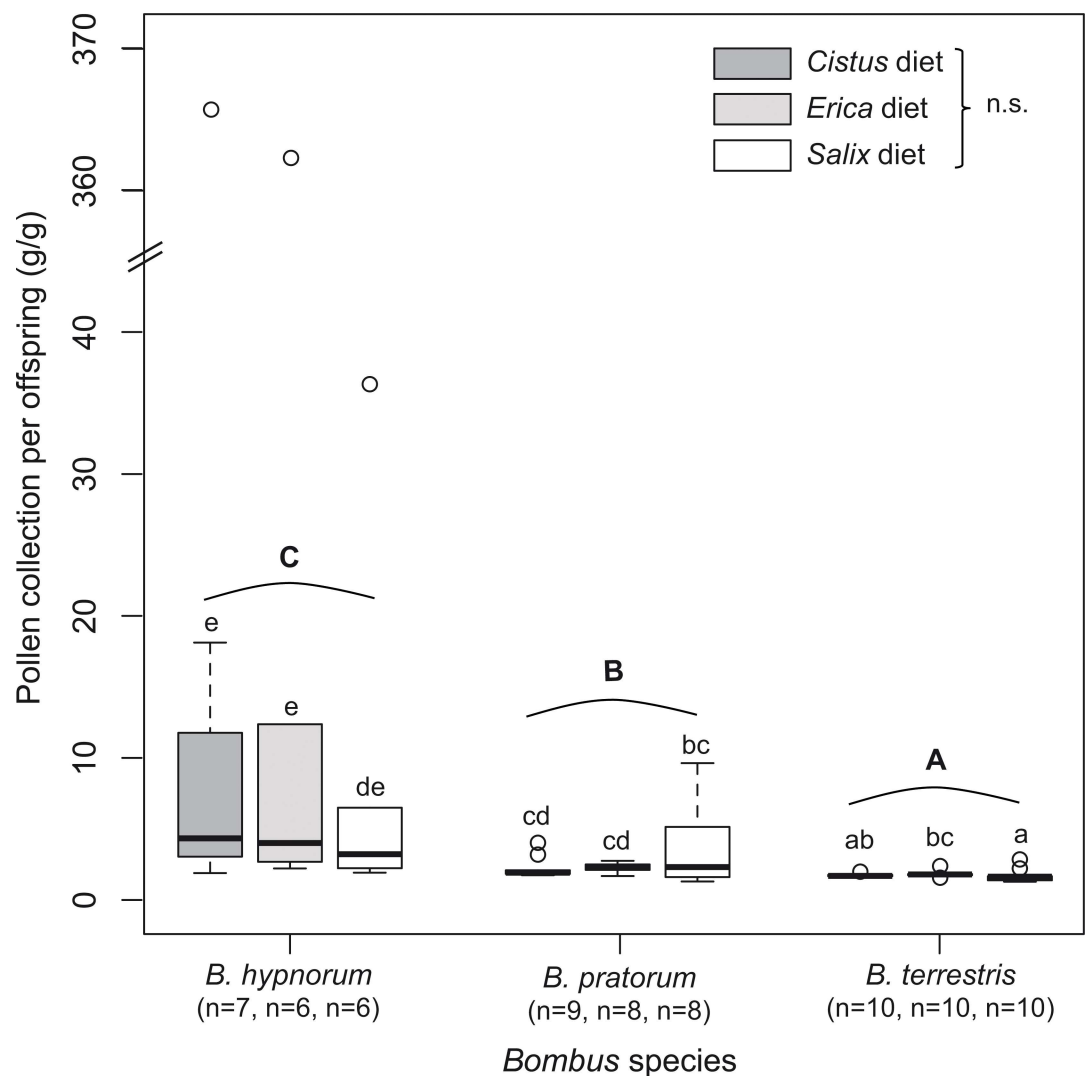


Fig 1. Pollen collection per offspring for micro-colonies of the three bumblebee species (*B. hypnorum*, *B. pratorum* and *B. terrestris*) reared on the three pollen diets (*Salix*, *Cistus* and *Erica*). Differences across species were significant (GLMMs: $F_{2,64.09} = 31.39, p < 0.001$; see Results). Majuscule letters indicate interspecific significant differences and minuscule letters indicate intraspecific significant differences.

doi:10.1371/journal.pone.0168462.g001

Syrup collection was not impacted by diet ($F_{2,62.99} = 2.49, p = 0.091$) but depended on the *Bombus* species ($F_{2,63.01} = 54.14, p < 0.001$), with a lower syrup collection for *Bombus terrestris* (433.23 ± 125.16 g) compared to *Bombus hypnorum* (692.38 ± 141.27 g) and *Bombus pratorum* (819.73 ± 237.46 g) (S1 Table) seen. Syrup collections per gram of offspring were significantly varied between species. *B. terrestris* displayed the lowest median syrup collection per gram of offspring (13.22 g/g offspring), *B. hypnorum* the largest (68.34 g/g offspring) and *B. pratorum* was intermediate (32.94 g/g offspring) ($F_{2,64} = 70.91, p < 0.001$) (S1 Table). No diet effect or factor interactions (i.e. diet: *Bombus* species) was detected. Syrup collection weighted by pollen collection (i.e. pollen dilution) highlighted that workers of *B. terrestris* collected a significantly lower amount of syrup per gram of pollen versus the other *Bombus* species, regardless of pollen diet ($F_{2,62.72} = 111.01, p < 0.001$).

Brood masses (i.e. larval and pupal masses) were significantly different between the *Bombus* species ($F_{2,64.07} = 26.47, p < 0.001$), though no diet effect was observed ($F_{2,64.01} = 0.29, p = 0.753$). Multiple pair-wise comparisons revealed that *B. terrestris* produced the heaviest broods (31.54 ± 9.23 g), *B. hypnorum* the lightest (10.88 ± 9.24 g) and *B. pratorum* broods were intermediate (23.66 ± 10.41 g) (S1 Table). Certain differences were noted for the mean pupal mass between the different species as *B. hypnorum* produced smaller pupae than *B. terrestris* ($F_{2,64.32} = 4.78, p = 0.012$) (Fig 2). As pupal masses were weighted by worker masses prior to statistical analyses, such differences were associated with bumblebee performance and not to species-dependent traits. Despite no significant diet impact on mean pupal mass, statistical analyses revealed that, on average, pupae of *B. terrestris* fed on the *Salix* diet exhibited a higher mass than those fed on the *Cistus* diet ($t = -3.10, df = 64, p = 0.003$) (Fig 2). While the same trends were observed for *B. hypnorum*, the opposite seemed to take place with *B. pratorum* with larger pupae produced in micro-colonies fed on the *Cistus* diet (Fig 2).

A detailed study of the number of specimens uncovered that broods of *B. hypnorum* had less larvae ($F_{2,64.29} = 19.18, p < 0.001$) and pupae ($F_{2,65} = 4.59, p = 0.014$) compared to other *Bombus* species as well as fewer eggs versus *B. terrestris* ($F_{2,65} = 5.72, p = 0.005$) (S1 Table). However, micro-colonies of *B. hypnorum* did not demonstrate significantly slower dynamics in comparison to the other species (perMANOVA, $F_{2,71} = 1.00, p = 0.38$) as their broods possessed similar proportions of eggs, larvae and pupae to the other *Bombus* species (Fig 3). Although no significant main diet effect was found, micro-colonies of *B. pratorum* fed on the *Cistus* diet had a greater offspring production ($t = 2.26, df = 64.1, p = 0.027$), especially larval production ($t = 2.49, df = 64.1, p = 0.015$), than those fed on the *Salix* diet (S1 Table).

Workers of *B. terrestris* displayed a significantly larger median fat body content (1.68%) compared to *B. hypnorum* (1.48%) and *B. pratorum* (1.42%) ($F_{2,296} = 10.11, p < 0.001$) (S1 Table and Fig 4). However, the fat body content of the three species was not impacted by the diet ($F_{2,296} = 2.29, p = 0.103$) (S1 Table and Fig 4).

Discussion

Bombus species-dependent colony performance

We found a significant difference in the colony development of the three studied species (i.e. *B. hypnorum*, *B. pratorum* and *B. terrestris*) while fed on the same pollen diets under the same conditions. By far, *B. terrestris* had the highest performance (i.e. pollen collection per gram of offspring) needing two-fold less pollen and six-fold less syrup to produce the same brood mass as *B. hypnorum*. This species also showed the highest mean pupal mass as well as the greatest percentage of fat body. These traits are obviously positively correlated with colony fitness as: (i) higher performance means that workers need to collect less resources (i.e. spend less energy in foraging) to produce an equivalent mass of offspring; (ii) larger workers can collect more

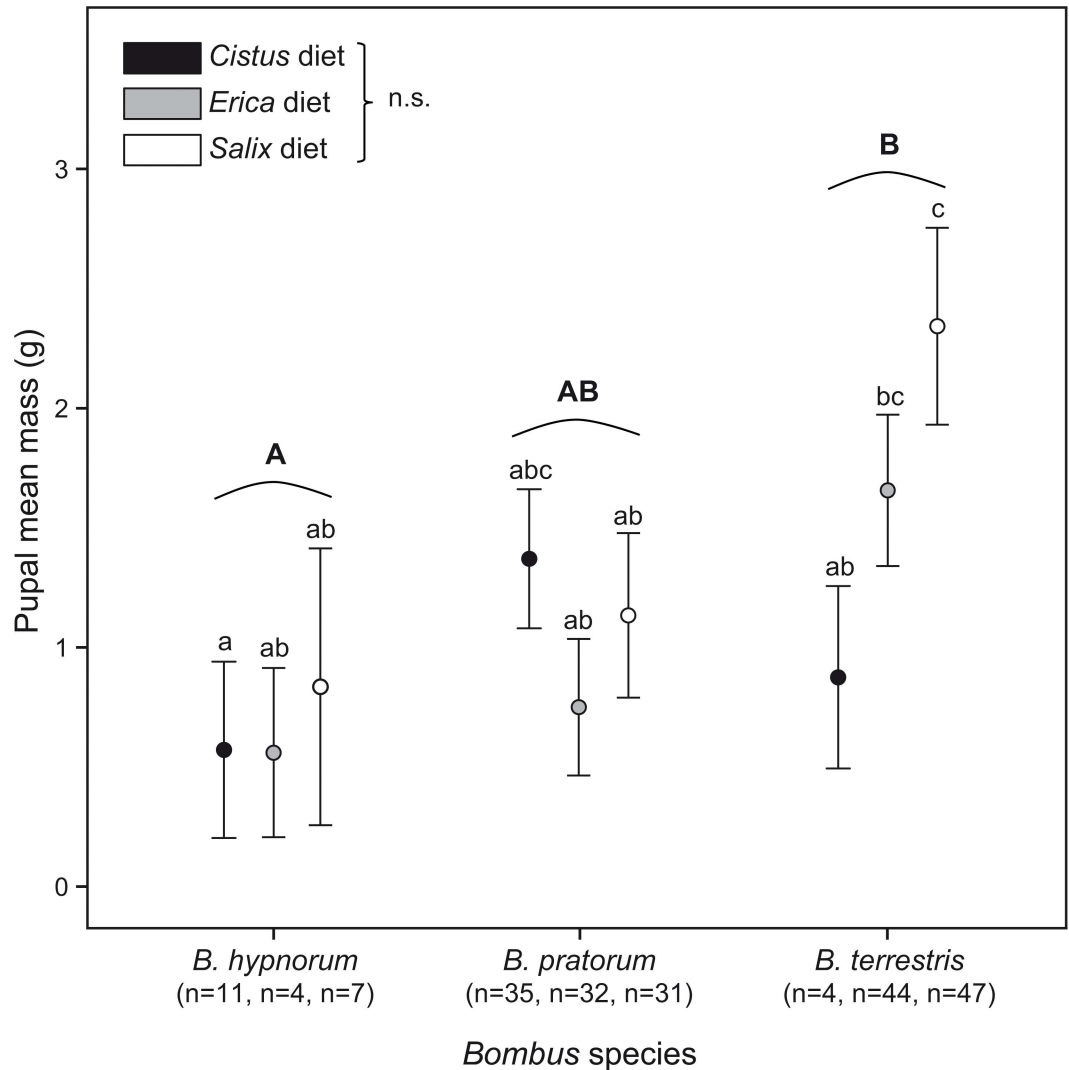


Fig 2. Pupal mean mass for micro-colonies of the three bumblebee species (*B. hypnorum*, *B. pratorum* and *B. terrestris*) reared on the three pollen diets. Differences across diets were significant for *B. hypnorum* as it produced smaller pupae than *B. terrestris* (GLMMs: $F_{2,64.32} = 4.78$, $p = 0.012$; see Results). Micro-colonies of *B. terrestris* produced higher mass pupae on *Salix* diet versus the *Cistus* diet ($t = -3.10$, $df = 64$, $p = 0.003$). Majuscule letters indicate interspecific significant differences and minuscule letters indicate intraspecific significant differences.

doi:10.1371/journal.pone.0168462.g002

pollen and nectar resources than smaller ones [50]; and (iii) well-developed fat body helps to better resist parasites and diseases [51, 52]. Actually, its foraging behavior (i.e. highly polylectic with more than 20 host plants foraged) coupled with its high performance (i.e. high colony development regardless of pollen diet) allows *B. terrestris* to quite easily incorporate novel hosts (i.e. being ecological opportunists with large-scale plasticity with regards plant use) when compared to other bumblebee species [21, 23, 28]. Overall, these species traits may partly explain why *B. terrestris* is so competitive in its native range and exhibits a high capacity for invading new regions. Our results reinforce the argument of controlling the international market of this species in non-native areas [53].

Relative performance of experimental queenless micro-colonies could be different from natural queenright colonies; and the observed interspecific variations could be associated to a

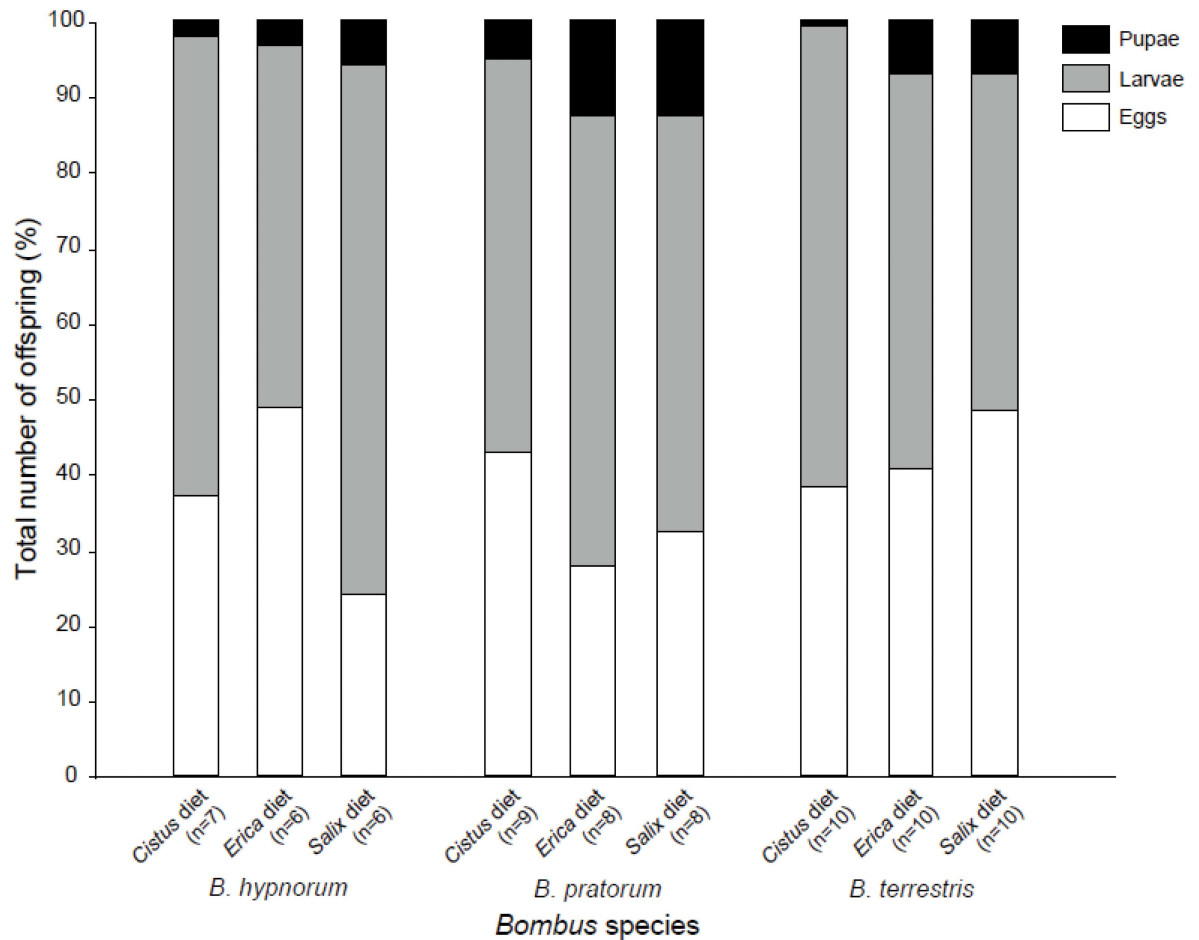


Fig 3. Percentage of pupae, larvae and eggs in the total number of offspring for the three species (*B. hypnorum*, *B. pratorum* and *B. terrestris*) reared on the three pollen diets (*Salix*, *Cistus* and *Erica*). No differences were observed in the dynamics of growth (perMANOVA: $F_{2,71} = 1.00$, $p = 0.38$).

doi:10.1371/journal.pone.0168462.g003

greater plasticity of *Bombus terrestris* worker to micro-colony organization and experimental conditions. However, Tasei and Aupinel [43] showed that micro-colonies of *Bombus terrestris* displayed similar performance than colonies of *Bombus terrestris* on the same diet. Moreover, the organization of micro-colony (e.g. one dominant laying worker with four non-laying workers) is quite similar to the organization of any young bumblebee colony (e.g. one laying queen with a first reduced batch of non-laying workers). Actually the artificiality of bumblebee queenless micro-colony is quite low compared to the artificiality of a group of non-laying honey bee workers [42]. Overall, these arguments support using micro-colony in experimental design to compare the performance of different bumblebee species although such experimental design remains a simplification of a mature bumblebee colony.

Pollen diet-dependent colony performance

As previously underscored [33, 44, 54], bumblebee colony growth was significantly affected by pollen sources. As a matter of fact, the development of *B. terrestris* was impeded (e.g. lower mean pupal mass) on *Cistus* pollen compared to *Salix* pollen. Interestingly, the performance of *B. hypnorum* micro-colonies were similar on the three pollen diets, the number of larvae of *B. pratorum* being even higher with *Cistus* pollen than *Salix* pollen. Such interspecific variation in

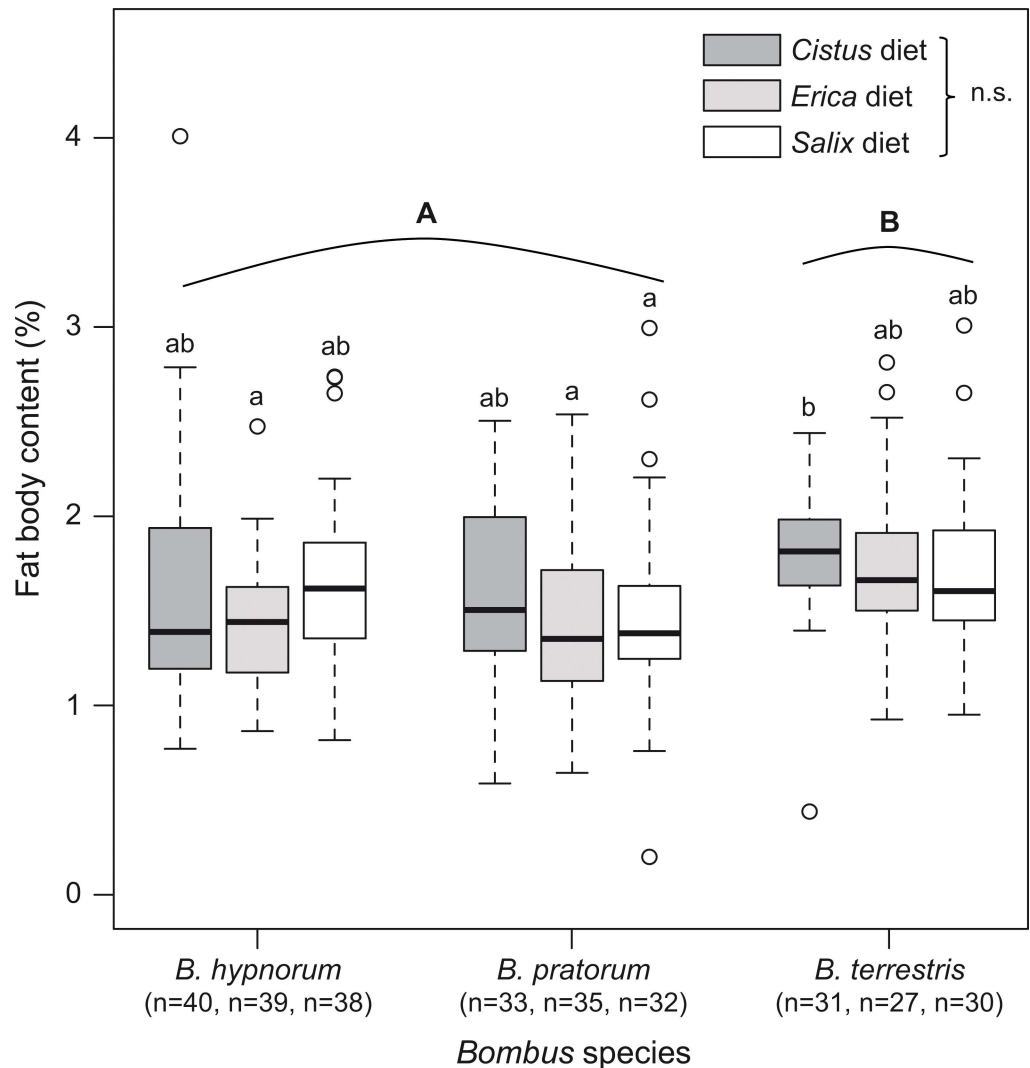


Fig 4. Fat body content of the three bumblebee species (*B. hypnorum*, *B. pratorum* and *B. terrestris*) reared on the three pollen diets. Differences across diets species were significant for *B. terrestris* (GLMMs: $F_{2,296} = 10.11$, $p < 0.001$; see results). No impact from diet on the fat body content was detected ($F_{2,296} = 2.29$, $p = 0.103$). Majuscule letters indicate interspecific significant differences and minuscule letters indicate intraspecific significant differences.

doi:10.1371/journal.pone.0168462.g004

micro-colony performance from varied pollen diets could be explained by different species-dependent abilities to physiologically cope with pollen traits (i.e. structure and chemical composition). Pollen nutritional quality varies widely among plant species both quantitatively (i.e., ranging from 2–60% protein and 1–20% lipids by weight) [55, 56] and qualitatively (i.e. difference in sterol and amino acid profiles) [23, 52]. In this way, *Cistus* pollen has been described with a higher relative concentration of 24-methylenecholesterol than that of *Salix* [35], which could account for the higher performance of *B. pratorum* on this diet. Currently, experimental studies are still necessary to better understand the various nutritional requirements of wild bumblebee species and then establish their optimal diets. However, only three species have been herein considered, and our results already emphasize the interspecific variability of bumblebee performance on different pollen diets. Evidence from the experimental bioassays conducted on *B. terrestris* may not be extrapolated to other species, and this needs to be

considered for mitigation strategies, particularly in terms of developing nutritionally-balanced plant communities.

Bumblebee conservation

Attention has been paid worldwide to bumblebee conservation because they are the dominant pollinators of many wild and crop plant species [57]. An important component of mitigation strategies is increasing the availability of floral resources, though resource quality has been poorly taken into account until now (see review in [25]). Our results indicate that a generalist and dominant species like *B. terrestris* seems able to develop well on a wide diversity of pollen resources, producing an abundant offspring. Consequently, a shift in host-plant resources probably does not impact its conservation significantly [23]. Yet, more selective bumblebee species with lower plasticity and performance could be impacted by such a resource shift [24]. Therefore, mitigation strategies should consider this interspecific variability to optimize the selection of host-plant resources. Special attention has to be paid to what constitutes appropriate suites of plant species that benefit threatened species (i.e. those in decline) while supporting generalist species with higher performance (i.e. stable or in expansion) [25].

Supporting Information

S1 Table. Micro-colonies development. Parameters of bumblebee micro-colonies measured for three species (*B. hypnorum*, *B. pratorum* and *B. terrestris*) reared on the three pollen diets (*Cistus*, *Salix* and *Erica*).
(DOCX)

Acknowledgments

We thank J. Habay for technical and financial support as well as D. Evrard for technical support. The study was partly funded by the FRFC project 2.4.613.12. MV is a postdoctoral researcher at the F.R.S.-FNRS (Fond de la Recherche Scientifique) and NR is a PhD student at the FRIA (Fonds pour la formation à la Recherche dans l'Industrie et dans l'Agriculture).

Author Contributions

Conceptualization: DM.

Data curation: NR RM.

Formal analysis: RM MV.

Funding acquisition: DM.

Investigation: RM NR.

Methodology: RM NR MV DM RD.

Project administration: DM MV.

Resources: MV DM RD.

Supervision: MV DM.

Validation: DM MV.

Visualization: MV.

Writing – original draft: RM MV DM.

Writing – review & editing: RM MV DM NR RD.

References

1. Michener CD. The social behavior of the bees. Harvard: Harvard University Press; 1974.
2. Williams PH, Cameron SA, Hines HM, Cederberg B. and Rasmont P. A simplified subgeneric classification of the bumblebee (genus *Bombus*). *Apidologie*. 2008; 39: 46–74.
3. Corbet SA, Williams IH, Osborne JL. Bees and the pollination of crops and wild flowers in the European Community. *Bee World*. 1991; 72: 47–59.
4. Ollerton J, Winfree R, Tarrant S. How many flowering plants are pollinated by animals? *Oikos*. 2011; 120: 321–326.
5. Garibaldi LA, Carvalheiro LG, Vaissière BE, Gemmil-Heren B, Hipolito J, Freitas BM, et al. Mutually beneficial pollinator diversity and crop yield outcomes in small and large farms. *Science* 2016; 351 (6161): 388–391.
6. Williams PH, Osborne JL. Bumblebee vulnerability and conservation world-wide. *Apidologie*. 2009; 40: 367–387.
7. Cameron SA, Lozier JD, Strange JP, Koch JB, Cordes N, Solter LF, et al. Patterns of widespread decline in North American bumble bees. *Proceedings of the National Academy of Sciences*. 2011; 108: 662–667.
8. Carvalheiro LG, Kunin WE, Keil P, Aguirre-Gutierrez G, Ellis WN, Fox R, et al. Species richness declines and biotic homogenization have slowed down for NW-European pollinators and plants. *Ecology Letters*. 2013; 16: 870–878. doi: [10.1111/ele.12121](https://doi.org/10.1111/ele.12121) PMID: [23692632](https://pubmed.ncbi.nlm.nih.gov/23692632/)
9. Scheper J, Reemer M, van Kats R, Ozinga WA, Van der linden GTJ, schaminée HJ, et al. Museum specimens reveal loss of pollen host plants as key factor driving wild bee decline in the Netherlands. *Proceedings of the National Academy of Sciences*. 2014, 111: 17552–17557.
10. Kerr TJ, Pindar A, Galpern P, Packer L, Potts SG, Roberts SM, et al. Climate change impacts on bumblebees converge across continents. *Science*. 2015; 349: 177–180. doi: [10.1126/science.aaa7031](https://doi.org/10.1126/science.aaa7031) PMID: [26160945](https://pubmed.ncbi.nlm.nih.gov/26160945/)
11. Woodcock BA, Isaac NJB, Bullock JM, Roy DB, Garthwaite DG, Crowe A, et al. Impacts of neonicotinoid use on long-term population changes in wild bees in England. *Nature Communications*. 2016.
12. Nieto A, Roberts SPM, Kemp J, Rasmont P, Kuhlmann M, Criado MG, et al. European Red List of bees, Luxembourg: Publication Office of the European Union. 2014.
13. Goulson D, Williams P. *Bombus hypnorum* (L.) (Hymenoptera: Apidae), a new British bumblebee? *British Journal of Entomology and Natural History*. 2001; 14: 129–131.
14. Bees, Wasps and Ants Recording Society. *Bombus hypnorum*. 2014. Available: <http://www.bwars.com/index.php?q=bee/apidae/bombus-hypnorum>.
15. Rasmont P, Coppée A, Michez D, De Meleumeester T. An overview of the *Bombus terrestris* (L. 1758) subspecies (Hymenoptera: Apidae). *Annales de la Société entomologique de France* (n. s.). 2008; 44 (2): 243–250.
16. Inari N, Nagamitsu T, Kenta T, Goka K, Hiura T. Spatial and temporal pattern of introduced *Bombus terrestris* abundance in Hokkaido, Japan, and its potential impact on native bumblebees. *Population Ecology*. 2005; 47: 77–82.
17. Torreta JP, Medan D, Abrahamovich AH. First record of the invasive bumblebee *Bombus terrestris* (L.) (Hymenoptera, Apidae) in Argentina. *Transactions of the American Entomological Society*. 2016.
18. Goulson D, Hanley ME, Darvill B, Ellis JS, Knight M. Causes of rarity in bumblebee. *Biological conservation*. 2005; 122: 1–8.
19. Rasmont P, Franzen M, Lecocq T, Harpke A, Roberts SPM, Biesmeijer JC, et al. Climatic Risk and Distribution Atlas of European Bumblebees. *Biorisk*. 2015; 10 (Special Issue), 246 pp.
20. Goulson D, Lye GC, Darvill B. Diet breadth, coexistence and rarity in bumblebees. *Biodiversity Conservation*. 2008; 17: 3269–3288.
21. Kleijn D, Raemakers I. A retrospective analysis of pollen host plant use by stable and declining bumble bee species. *Ecology*. 2008; 89(7): 1811–1823. PMID: [18705369](https://pubmed.ncbi.nlm.nih.gov/18705369/)
22. Rasmont P, Mersch P. Première estimation de la dérive faunique chez les bourdons de la Belgique (Hymenoptera: Apidae). *Annales de la Société Royale zoologique de Belgique*. 1988; 118(2): 141–147.
23. Roger N, Moerman R, Gigante Carvalheiro L, Aguirre-Gutierrez J, Jacquemart A- L, Kleijn D, et al. Impact of pollen resources drift on common bumble bees in NW Europe. *Global Change Biology*. 2016.

24. Goulson D, Nicholls E, Botias C, and Rotheray EL. Bee declines driven by combined stress from parasites, pesticide, and lack of flowers. *Science*. 2015; 347.
25. Vaudo AD, Tooker JF, Grozinger CM, Patch HM. Bee nutrition and floral resource restoration. *Current Opinion in Insect Science*. 2015; 10: 133–141.
26. Harmon-Threatt AN, Kremen C. Bumble bees selectively use native and exotic species to maintain nutritional intake across highly variable and invaded local floral resource pools. *Ecological Entomology*. 2015; 40: 471–478.
27. Ponchau O, Iserbyt S, Verhaeghe J- C, Rasmont P. Is the caste-ratio of the oligolectic bumblebee *Bombus gerstaeckeri* Morawitz (Hymenoptera: Apidae) biased to queens? *Annales de la Société entomologique de France* (n.s.). 2006; 42(2): 207–215.
28. Somme L, Vanderplanck M, Michez D, Lombaerde I, Moerman R, Wathelet B, et al. Pollen and nectar quality drive the major and minor floral choices of bumble bees. *Apidologie*. 2014; 46(1): 92–106.
29. Mayer C, Michez D, Chyzy A, Bredat E, Jacquemart A- L. The Abundance and Pollen Foraging Behaviour of Bumble Bees in Relation to Population Size of Whortleberry (*Vaccinium uliginosum*). *PLoS ONE*. 2012; 7(11): e50353. doi: [10.1371/journal.pone.0050353](https://doi.org/10.1371/journal.pone.0050353) PMID: [23209721](https://pubmed.ncbi.nlm.nih.gov/23209721/)
30. Sutcliffe H, Plowright TC. The effects of pollen availability on development time in the bumble bee *Bombus terricola* K. (Hymenoptera: Apidae). *Canadian Journal of Zoology*. 1990; 68(6): 1120–1123.
31. Sutcliffe H, Plowright TC. The effects of food supply on adult size in the bumble bee *Bombus terricola* K. (Hymenoptera: Apidae). *Canadian Entomologist*. 1988; 120: 1051–1058.
32. Plowright CMS, Plowright RC. Resource management in bumble bee colonies, in: Barlow CA, editors. *Insect population growth and the environment*. Research Signpost, Trivandrum, India.; 1999. pp. 21–28.
33. Génissel A, Aupinel P, Bressan C, Tasei JN, Chevrier C. Influence of pollen origin on performance of *Bombus terrestris* micro-colonies. *Entomologia Experimentalis et Applicata*. 2002; 104: 329–336.
34. Yoon HJ, Kim SE, Lee KY, Lee SB, Park IG. Oviposition and Colony Development of the Bumblebees, *Bombus ignitus* and *B. terrestris* depending on Different Pollen. *International Journal of Industrial Entomology*. 2005; 11 (2): 99–105.
35. Vanderplanck M, Moerman R, Rasmont P, Lognay G, Wathelet B, Wattiez R, et al. How does pollen chemistry impact development and feeding behaviour of polylectic bees? *PLoS ONE*. 2014; 9(1): e86209. doi: [10.1371/journal.pone.0086209](https://doi.org/10.1371/journal.pone.0086209) PMID: [24465963](https://pubmed.ncbi.nlm.nih.gov/24465963/)
36. Moerman R, Vanderplanck M, Roger N, Declèves S, Wathelet B, Rasmont P, et al. Growth Rate of Bumblebee Larvae is Related to Pollen amino acids. *Journal of Economic Entomology*. 2015; 109 (1): 25–30. doi: [10.1093/jee/tov279](https://doi.org/10.1093/jee/tov279) PMID: [26385047](https://pubmed.ncbi.nlm.nih.gov/26385047/)
37. Vaudo AD, Patch HM, Mortensen DA, Tooker JF, Grozinger CM. Macronutrient ratios in pollen shape bumble bee (*Bombus impatiens*) foraging strategies and floral preferences. *Proceedings of the National Academy of Sciences USA*. 2016;
38. Stabler D, Paoli PP, Nicolson SW, Wright GA. Nutrient balancing of the adult worker bumblebee (*Bombus terrestris*) depends on the dietary source of essential amino acids. *The Journal of Experimental Biology*. 2015; 218: 793–802.
39. Behmer ST, Joern A. Coexisting generalist herbivores occupy unique nutritional feeding niches. *Proceedings of the National Academy of Sciences*. 2008; 105: 1977–1982.
40. Kriesell L, Hilpert A, Leonhardt SD. Different but same: bumblebee species collect pollen of different plant sources but similar amino acid profiles. *Apidologie*. 2016.
41. Crowther LP, Hein PL, Bourke AFG. Habitat and forage associations of a naturally colonizing insect pollinator, the tree bumblebee *Bombus hypnorum*. *Plos One*. 2014; 9(9): e107568. doi: [10.1371/journal.pone.0107568](https://doi.org/10.1371/journal.pone.0107568) PMID: [25259579](https://pubmed.ncbi.nlm.nih.gov/25259579/)
42. Regali A, Rasmont P. Nouvelles méthodes de test pour l'évaluation du régime alimentaire chez des colonies orphelines de *Bombus terrestris* (L) (Hymenoptera, Apidae). *Apidologie*. 1995; 26: 273–281.
43. Tasei JN, Aupinel P. Validation of a method using queenless *Bombus terrestris* micro-colonies for testing the nutritive value of commercial pollen mixes by comparison with queenright colonies. *Journal of Economic Entomology*. 2008; 101(6): 1737–1742. PMID: [19133450](https://pubmed.ncbi.nlm.nih.gov/19133450/)
44. Tasei JN, Aupinel P. Nutritive value of 15 single pollens and pollen mixes tested on larvae produced by bumble bee workers (*Bombus terrestris*, Hymenoptera: Apidae). *Apidologie*. 2008; 39: 397–409.
45. Cnaani J, Hefetz A. The effect of workers size frequency distribution on colony development in *Bombus terrestris*. *Insectes sociaux*. 1994; 41: 301–307.
46. Korner P, Schmid-Hempel P. Correlates of parasite load in bumblebees in an Alpine habitat. *Entomological Science*. 2005; 8: 151–160.

47. Ellers J. Fat and eggs: an alternative method to measure the trade-off between survival and reproduction in insect parasitoids. *Netherlands Journal of Zoology*. 1996; 46: 227–235.
48. R Core Team. R: A language and environment for statistical computing. R Foundation for Statistical Computing, Vienna, Austria. 2013. Available: <http://www.R-project.org/>.
49. Oksanen J, Blanchet FG, Kindt R, Legendre P, Minchin PR, O'Hara RB et al. vegan: Community Ecology Package. R package version 2.0–9. 2013. Available: <http://CRAN.R-project.org/package=vegan>
50. Pelletier L, McNeil JN. The effect of food supplementation on reproductive success in bumblebee field colonies. *Oikos*. 2013; 103: 688–694.
51. Hetru C, Hoffman D, Bulet P. Antimicrobial peptides from insects. In: Brey PT, Hutmark D, editors. *The insects structure and function*. London; 1998. pp.40-64
52. Vesterlund S, Lilley TM, van Ooik T, Sorvari J. The effect of overwintering temperature on the body energy reserves and phenoloxidase activity of bumblebee *Bombus lucorum* queens. *Insectes Sociaux*. 2014; 61: 265.
53. Lecocq T, Rasmont P, Harpke A, Schweiger O. Improving international trade regulation by considering intraspecific variation for invasion risk assessment of commercially traded species: the *Bombus terrestris* case. *Conservation Letters*. 2016.
54. Baloglu GH, Gurel F. The effects of pollen protein content on colony development of the bumblebee, *Bombus terrestris* L. *Journal of Apicultural Science*. 2015; 59 (1): 83–88.
55. Roulston TH, Cane JH. Pollen nutritional content and digestibility for animals. *Plant Systematics and Evolution*. 2000; 222: 187–209.
56. Roulston TH, Cane JH, Buchmann SL. What governs protein content of pollen: pollinator preferences, pollen-pistil interaction, or phylogeny? *Ecological Monographs*. 2000; 70: 617–643.
57. Winfree R, Williams NW, Dushoff J, Kremen C. Wild bees provide insurance against ongoing honey bee losses. *Ecology letters*. 2007; 10: 1105–1113. doi: [10.1111/j.1461-0248.2007.01110.x](https://doi.org/10.1111/j.1461-0248.2007.01110.x) PMID: [17877737](https://pubmed.ncbi.nlm.nih.gov/17877737/)