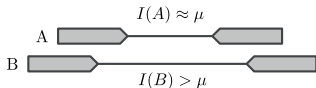


A

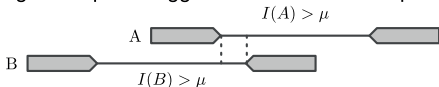
internal segment size difference too large



no edge

B

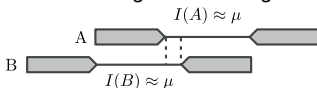
both alignment pairs suggest deletion but overlap too small



no edge

C

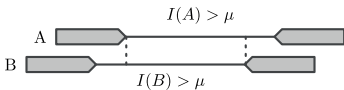
two alignments with average internal segment size



draw edge

D

two deletion-suggesting pairs with sufficient overlap



draw edge