

RESEARCH ARTICLE

Construction of an enantiopure bivalent nicotine vaccine using synthetic peptides

David F. Zeigler, Richard Roque, Christopher H. Clegg*

TRIA Bioscience Corp, Seattle, WA, United States of America

* cclegg@triabio.com



OPEN ACCESS

Citation: Zeigler DF, Roque R, Clegg CH (2017) Construction of an enantiopure bivalent nicotine vaccine using synthetic peptides. PLoS ONE 12(6): e0178835. <https://doi.org/10.1371/journal.pone.0178835>

Editor: Paulo Lee Ho, Instituto Butantan, BRAZIL

Received: March 8, 2017

Accepted: May 19, 2017

Published: June 1, 2017

Copyright: © 2017 Zeigler et al. This is an open access article distributed under the terms of the [Creative Commons Attribution License](https://creativecommons.org/licenses/by/4.0/), which permits unrestricted use, distribution, and reproduction in any medium, provided the original author and source are credited.

Data Availability Statement: All relevant data are within the paper.

Funding: Research reported in this publication was supported by the National Institute on Drug Abuse of the National Institutes of Health under Award Number UH2DA041162. The content is solely the responsibility of the authors and does not necessarily represent the official views of the National Institutes of Health. The funder provided support in the form of salaries for authors DFZ, RPR, and CHC, but did not have any additional role in the study design, data collection and analysis, decision to publish, or preparation of the

Abstract

Clinical outcomes of anti-nicotine vaccines may be improved through enhancements in serum antibody affinity and concentration. Two strategies were explored to improve vaccine efficacy in outbred mice: the use of enantiopure haptens and formulation of a bivalent vaccine. Vaccines incorporating natural (-) nicotine haptens improved relative antibody affinities >10-fold over (+) haptens, stimulated a two-fold boost in nicotine serum binding capacity, and following injection with 3 cigarette equivalents of nicotine, prevented a larger proportion of nicotine (>85%) from reaching the brain. The activity of a bivalent vaccine containing (-) 3'AmNic and (-) 1'SNic haptens was then compared to dose-matched monovalent groups. It was confirmed that antisera generated by these structurally distinct haptens have minimal cross-reactivity and stimulate different B cell populations. Equivalent antibody affinities were detected between the three groups, but the bivalent group showed two-fold higher titers and an additive increase in nicotine serum binding capacity as compared to the monovalent groups. Mice immunized with the bivalent formulation also performed better in a nicotine challenge experiment, and prevented >85% of a nicotine dose equivalent to 12 cigarettes from reaching the brain. Overall, enantiopure conjugate vaccines appear to improve serum antibody affinity, while multivalent formulations increase total antibody concentration. These findings may help improve the performance of future clinical candidate vaccines.

Introduction

Tobacco creates an undue burden on the health care systems of the world. Smoking is the leading cause of preventable mortality and morbidity in the United States. Overall, 1 in 5 deaths are caused by smoking [1]. While 50% of smokers attempt to quit annually, less than 5% are able to successfully quit on the long-term each year [2,3]. Currently, cessation aids consist of nicotine replacement therapy, pharmaceutical (ant)agonists or behavioral therapy; compared to abstinence, these increase cessation rates only modestly and can have significant side effects [4–6].

Anti-addiction vaccines are one possible solution to these problems [7–17]. Typically, these contain drug analogs that are covalently bound to a recombinant protein that provides T cell-mediated B cell help. The resultant antibodies (Abs) bind the drug as it enters the bloodstream and limit the subsequent pharmacological effects of the drug. Anti-nicotine vaccines have been

manuscript. The specific roles of these authors are articulated in the 'author contributions' section.

Competing interests: DFZ, RPR, and CHC are full-time employees of TRIA Bioscience; CHC is an inventor on a pending patent application related to technology reported in this manuscript, international application number PCT US2015/027612, "SYNTHETIC HAPTEN CARRIER COMPOSITIONS AND METHODS". This does not alter our adherence to PLOS ONE policies on sharing data and materials.

tested in humans but ensuing Ab responses were inferior and much more variable than what has been observed in animals [18]. Despite this, subgroup analyses in two Phase II studies indicated that subjects with the highest Ab titers achieved 12 months of abstinence, that the non-abstaining subjects within the high Ab group reduced daily cigarette consumption by 50%, without a compensatory increase in smoking [8,19]. However, follow-on Phase III studies failed to demonstrate efficacy, with one likely explanation being that the induced anti-nicotine Ab concentration was insufficient to prevent significant nicotine entry into the brain. The failure of these first-generation vaccine studies has encouraged further research into the requirements for improving Ab affinities and concentrations, including innovations in hapten/carrier designs and adjuvants beyond Alum [8,20–36].

Previously, we described a hapten carrier made from a short alpha-helical peptide that self-assembles into a coiled-coil structure [37]. Following chemical conjugation, the carrier's B-epitope domain contains a high density of haptens that improves antigen presentation [38–44], and its C-terminal half contains 2 universal CD4 T cell epitopes, which simultaneously activate multiple MHC Class II molecules. One advantage of this carrier is its ease of manufacturing and formulation following solid-phase protein synthesis. Additionally, it lacks non-essential but immuno-stimulatory protein sequences found in traditional carriers that induce anti-carrier Ab responses. Herein, we explore two strategies for improving Ab responses with this carrier. The first employs enantiopure (-) nicotine haptens to improve functional Ab activity [23,24]. The second utilizes a bivalent formulation with two structurally distinct haptens to increase Ab responses even further [25–28].

Materials and methods

Ethics statement

This study was carried out in strict accordance with the recommendations in the Guide for the Care and Use of Laboratory Animals of the National Institutes of Health, the US Public Health Service Policy on Humane Care and Use of Laboratory Animals, and the Association for Assessment and Accreditation of Laboratory Animal Care International (AAALAC). Protocol #2015–11 was approved by the Institutional Animal Care and Use Committees of the Infectious Disease Research Institute which operates under a currently approved Assurance #A4337-01 and USDA certificate #91-R-0061. Mice were housed under specific pathogen-free conditions in ventilated microisolator cages, and kept on a 12-hour light/dark schedule with free access to food and water. Animal welfare and health was monitored daily and in the rare instances where medical intervention was not effective, animals were humanely euthanized and every effort was made to minimize suffering.

Peptides, haptens

All peptides were synthesized at Bio-Synthesis Inc (Lewiston, TX). In addition to a coiled coil domain [37], P8 contained T cell epitopes derived from tetanus toxoid and herpes B surface antigen [45]. P9 contained epitopes from diphtheria toxoid [46] and PADRE [47]. Nicotine haptens (3'AmNic and 1'SNic, Fig 1) were synthesized (Life Chemicals, Vancouver BC) as racemic mixtures using reported methodologies [23,28]. 3'AmNic was then succinylated and 1'SNic treated with methyl bromoacetate and subsequently deprotected to the free carboxylic acid with lithium hydroxide. Enantiomer separation via supercritical fluid chromatography was performed by Averica Discovery (Marlborough, MA) and enantiomer chirality was assigned using vibrational circular dichroism (Biotools Inc., Jupiter, FL).

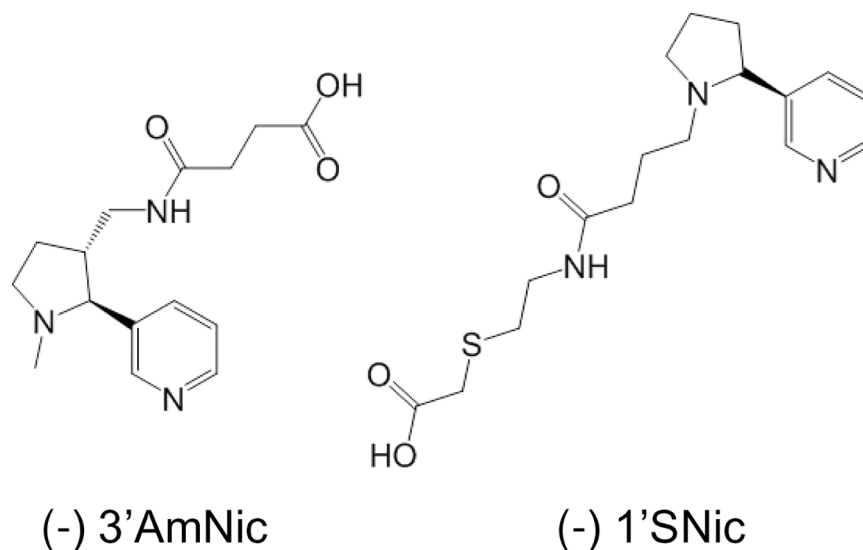


Fig 1. Nicotine haptens used in this study.

<https://doi.org/10.1371/journal.pone.0178835.g001>

Conjugations

Synthetic carrier peptide or bovine serum albumin (BSA) was dissolved in 100 mM 3-(*N*-morpholino)propanesulfonic acid (MOPS) buffer (50 mM NaCl, pH 7.2) at 10 mg/mL. The appropriate hapten, *N*-hydroxysuccinimide (NHS) and 3-(ethyliminomethyleneamino)-*N,N*-dimethylpropan-1-amine (EDC) were dissolved to 1 M in the same buffer. Hapten (400 equivalents to peptide monomer), NHS and EDC (380 equivalents to peptide monomer) were combined and agitated on a plate shaker (700 rpm, r.t.) for 30 min, after which the peptide/BSA was added to the reaction. Four hours later, the reaction was diluted to ca. 1 mg/mL with MOPS buffer and dialyzed (1K MWCO) against MOPS buffer overnight. Samples were centrifuged at 10,600 \times *g* for 5 min to remove any precipitate and the hapten load was quantified as previously described [37,48]. It was determined that 100 hapten equivalents led to a loading of ~2.5 haptens/peptide monomer, while 500 equivalents yielded ~6 haptens/monomer. Loadings plateaued beyond 500 equivalents. These studies used a loading ca. 4–5 haptens/peptide monomer. To generate antigens for enzyme-linked immunosorbent assays (ELISA), BSA was conjugated with 1000 equivalents of hapten and 950 equivalents of EDC and NHS. Peptide concentrations were determined by amino acid analysis.

Immunizations

Female CD-1 mice (Charles River Laboratories) were housed under pathogen-free conditions in the Infectious Disease Research Institute vivarium. The nicotine-conjugated peptides were combined on the day of immunization with 2% glucopyranosyl lipid adjuvant in a squalene emulsion (GLA-SE) [49]. Conjugated peptide stock solutions were diluted in GLA-SE/PBS to yield 50 μ g/mL (enantiomer experiment) or 100 μ g/mL (bivalent experiment) peptide conjugate. Mice were injected with 50 μ L of the appropriate vaccine in each hind quadriceps muscle (100 μ L total injection volume) on days 0, 21, 42 and serum was collected on days 35 and 56 for measuring nicotine-specific Ab responses.

Antibody titers and affinities

Serum Ab titers, cross-reactivity and relative affinities were determined by ELISA as previously reported [37] with the following modifications. Serum samples were serially diluted 3-fold

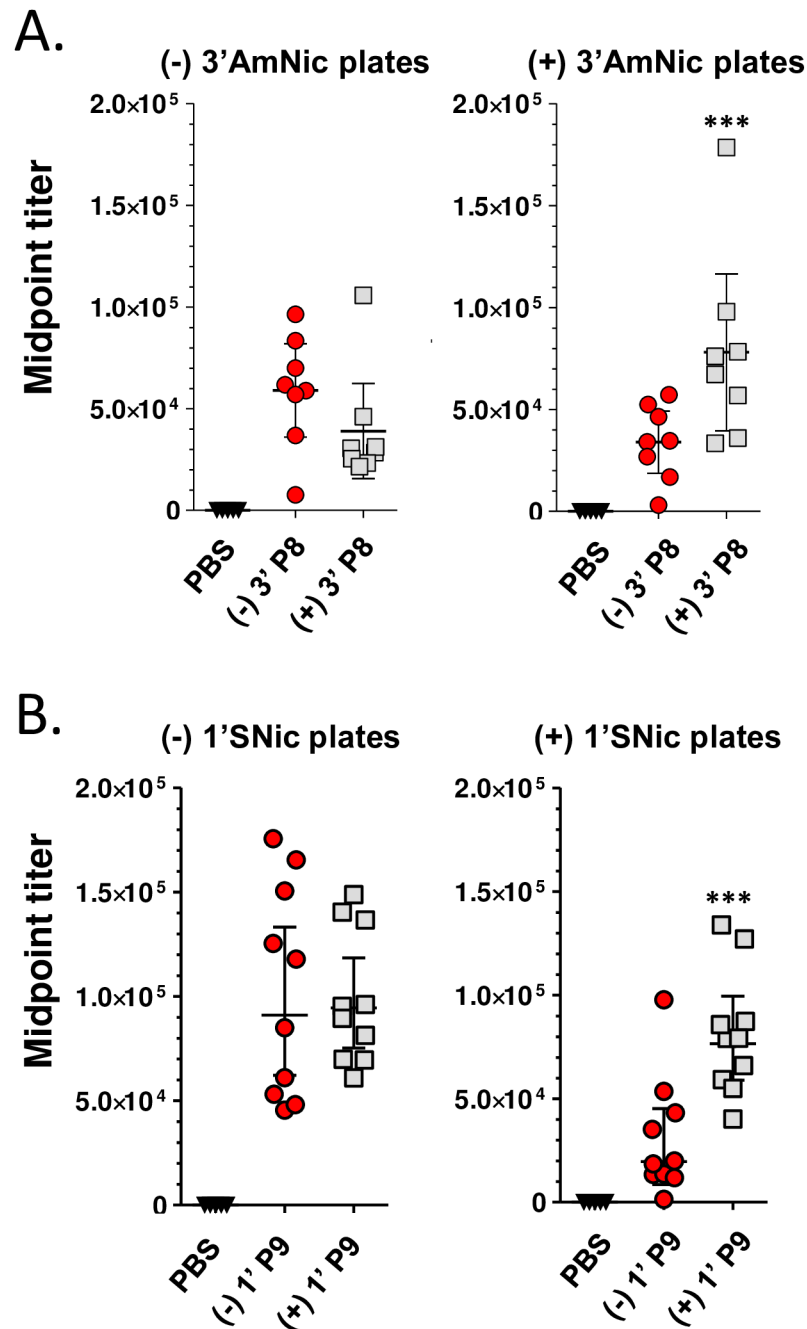


Fig 2. Antibody titers induced by enantiopure 3'-AmNic and 1'-SNic haptens. CD-1 female mice (n = 8) received a prime boost boost immunization with either P8 peptide (5 μ g) conjugated to (-) 3' or (+) 3'AmNic haptens (A); or with P9 peptide (5 μ g) conjugated to (-) 1' or (+) 1'SNic haptens (B). Serum was collected 56 days later and assayed by ELISA using plates coated with the reciprocal enantiopure haptens conjugated to BSA. Comparisons between groups were conducted by unpaired t-test. ***p<0.001.

<https://doi.org/10.1371/journal.pone.0178835.g002>

from 1/100 in blocking buffer. Midpoint titers at half maximal absorbance were calculated using GraphPad Prism (GraphPad Software, San Diego, CA). Ab affinities were determined as previously reported [37] with the following modifications. Nicotine was prepared at 200 mM and serially diluted to 0.2 nM in blocking buffer. 80 μ L of sera (diluted to a concentration

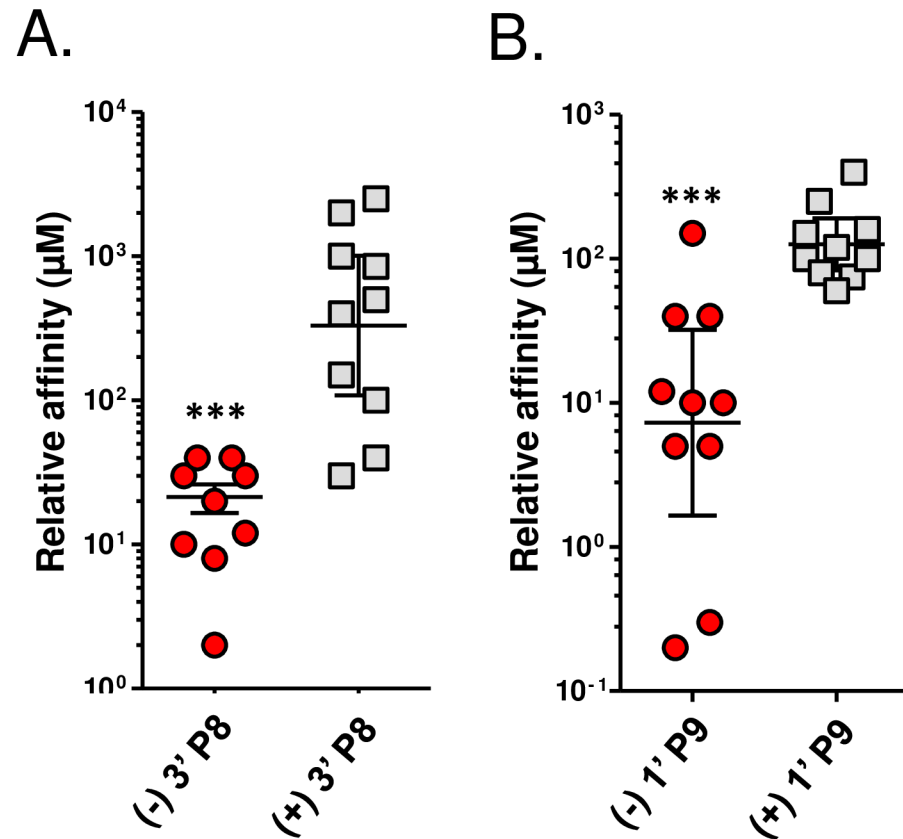


Fig 3. Relative nicotine binding affinities improve when using natural (-) enantiomers of two nicotine haptens. Day 56 serum was subjected to a competitive ELISA assay using serially diluted (-) nicotine as the competitor. Comparisons between groups were conducted by unpaired *t*-test. ****p*<0.001.

<https://doi.org/10.1371/journal.pone.0178835.g003>

twofold higher than that which yielded half maximal titer absorbance) and nicotine were mixed in a non-absorbent 96-well plate and incubated at 37 °C for 1.5 h. Data were transformed according to the method of Friguet et al. [50] with the correction factor applied for bivalent IgG antigen binding described by Stevens et al. [51].

Serum nicotine binding capacity

Serum was pooled from each immunization group and aliquots (100 µL) were spiked with serially diluted nicotine to achieve final nicotine concentrations of 0.01–10000 µM. These samples were then subjected to equilibrium dialysis against an equal volume of 1X phosphate-buffer saline (PBS) for 4 h (37 °C) using an HTD96b equilibrium dialysis setup (HTDialysis, Gales Ferry, CT). Aliquots from the sera and buffer sides of the dialysis membranes were removed and analyzed by liquid chromatography-tandem mass spectrometry (LC-MS/MS) (Alturas, Moscow, ID). Unbound nicotine was quantified by comparing peak intensities to an internal standard of d4-nicotine and a standard curve generated with a nicotine standard.

Nicotine distribution in brain and sera

Anesthetized mice received a tail vein infusion (5 s) of 0.05 or 0.2 mg/kg of nicotine hydrogen tartrate diluted in 100 mL of PBS, which approximates the mg/kg dose of nicotine equivalent to three and twelve smoked cigarettes in humans, respectively [21]. Mice were sacrificed after

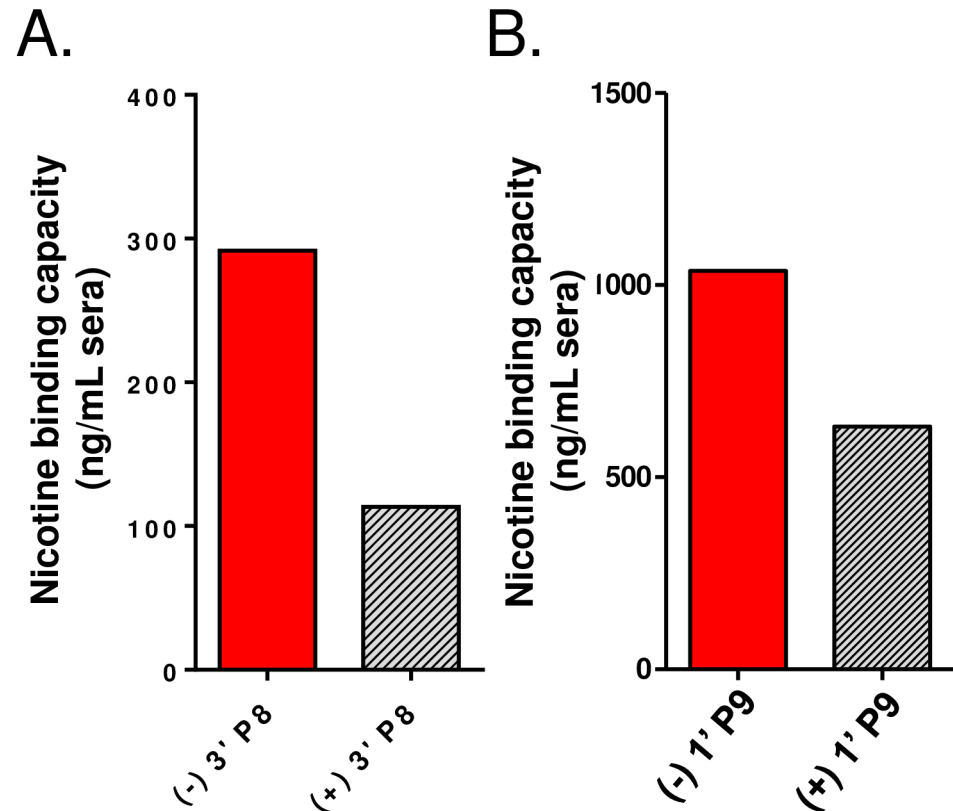


Fig 4. Serum nicotine binding capacities improve when using natural (-) enantiomers of two nicotine haptens. Day 56 serum was collected and pooled from mice immunized with 5 μ g (-) 3' P8 or (+) 3' P8 (A) or 5 μ g (-) 1' P9 or (+) 1' P9 (B). Nicotine binding capacities were determined by equilibrium dialysis.

<https://doi.org/10.1371/journal.pone.0178835.g004>

5 minutes. Blood was collected via cardiac puncture for serum preparation and the brain was removed, weighed and flash frozen in liquid nitrogen. Following tissue sample extraction, nicotine was measured by LC-MS/MS (Alturas Inc, Moscow ID). The amounts of nicotine detected in brain were not corrected for nicotine present in cerebral blood. Data were analyzed using GraphPad Prism. Statistical significance of the difference between two groups was calculated by Student's 2-tailed t-test on log-transformed data and between three or more groups by 1-factor analysis of variance (ANOVA) followed by post-hoc analysis.

Results

Enantiopure haptens improve anti-Nicotine Ab responses in immunized mice

It has been reported that Ab responses to natural (-) nicotine were substantially improved in rats following immunization with a tetanus toxoid carrier and an enantiopure (-) 3'AmNic hapten [23]. To test how hapten chirality might influence vaccine performance, racemic 3'AmNic and 1'SNic haptens were separated into (-) and (+) enantiomers and conjugated, respectively, to P8 and P9 peptides (see [Methods](#)). CD-1 mice received a prime-boost-boost immunization (5 μ g antigen plus adjuvant) and day 56 sera were assayed for binding specificity to (-) and (+) haptens. As indicated in [Fig 2A](#), the Abs induced with (-) 3' P8 and (+) 3' P8 recognized both chiral forms of 3'AmNic, although cross-enantiomer binding was lower for both immunogens. This difference was statistically different for (-) 3' P8 serum on (+) 3'AmNic-

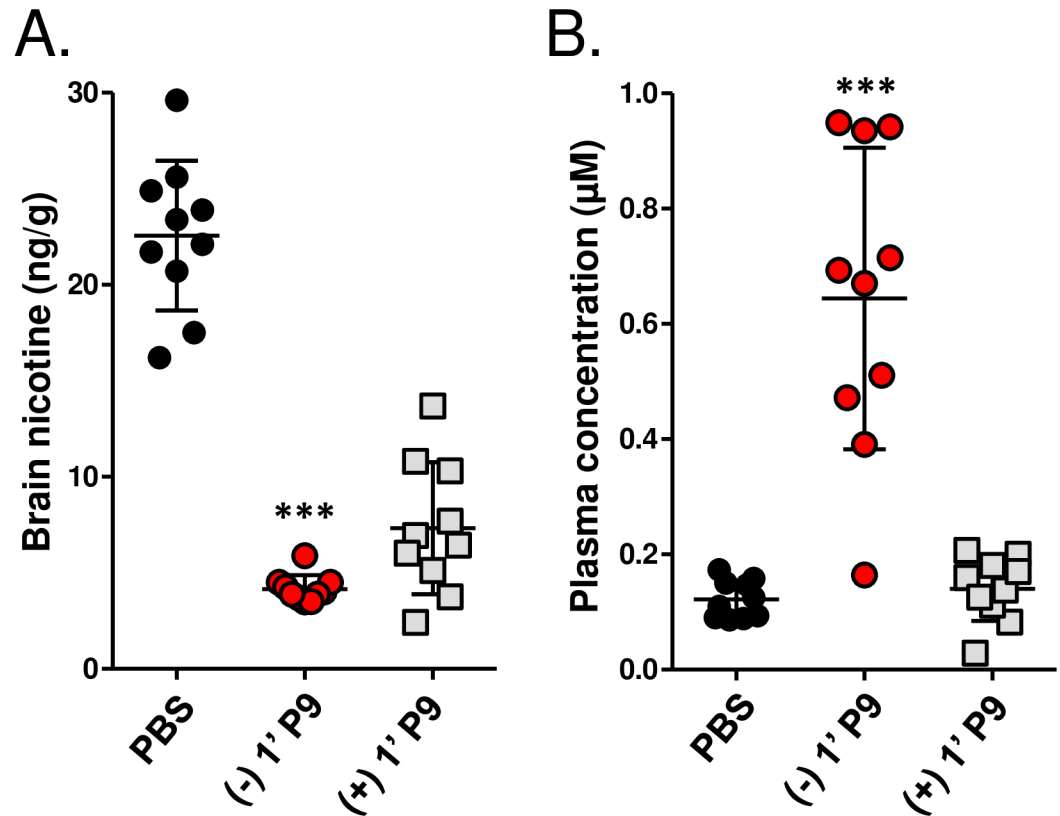


Fig 5. Vaccine efficacy is improved by using the natural (-) enantiomer of hapten 1'-SNic. Mice were immunized with 5 µg (-) 1' P9 or (+) 1' P9 on days 0, 21 and 42. On day 70, mice were injected with an amount of nicotine tartrate equivalent to three cigarettes (0.05 mg/kg). Mice were sacrificed after 5 minutes and nicotine levels were measured in brain tissue (A) and sera (B) by LC-MS/MS. Comparisons between groups were conducted one-way ANOVA. *** $p < 0.01$ between vaccinated groups.

<https://doi.org/10.1371/journal.pone.0178835.g005>

coated plates, but only qualitatively different for (+) 3' P8 serum on (-) 3'AmNic-coated plates. Abs induced by (-) 1' P9 and (+) 1' P9 peptides also recognized both enantiomers; binding of antisera from (-) 1' P9 immunized mice to (+) 1'SNic was diminished but those induced with (+) 1' P9 vaccine bound both (-) and (+) 1'SNic equally well (Fig 2B). In addition to specificity of enantiomer binding, the relative binding affinity of these antisera for native (-) nicotine was measured by competitive ELISA (Fig 3), and the overall serum binding capacity for (-) nicotine was determined by equilibrium dialysis (Fig 4). As indicated, the relative binding affinity and nicotine binding capacity was markedly better for the Abs induced by the (-) 3'AmNic and (-) 1'SNic immunogens, relative to the (+) enantiomers.

To test for a functional difference between hapten enantiomers, mice immunized with (-) 1' P9 and (+) 1' P9 were subjected to a nicotine brain/serum partitioning study on day 70. Nicotine (0.05 mg/kg, 3 cigarette equivalents) was injected intravenously; 5 minutes later, blood and brain samples were collected and nicotine content was quantified by LC-MS/MS. When compared to PBS immunized mice, <20% of the infused dose of nicotine was detected in the brains of (-) 1'SNic immunized mice (Fig 5A), with most the nicotine being retained in sera (Fig 5B). In contrast to this, brain nicotine levels were greater and more varied in (+) 1'SNic animals and their nicotine blood levels were indistinguishable from the control PBS group. Collectively, these data confirm that hapten chirality influences Ab specificity and that enantiopure vaccines should be used to maximize Ab responses to native (-) nicotine.

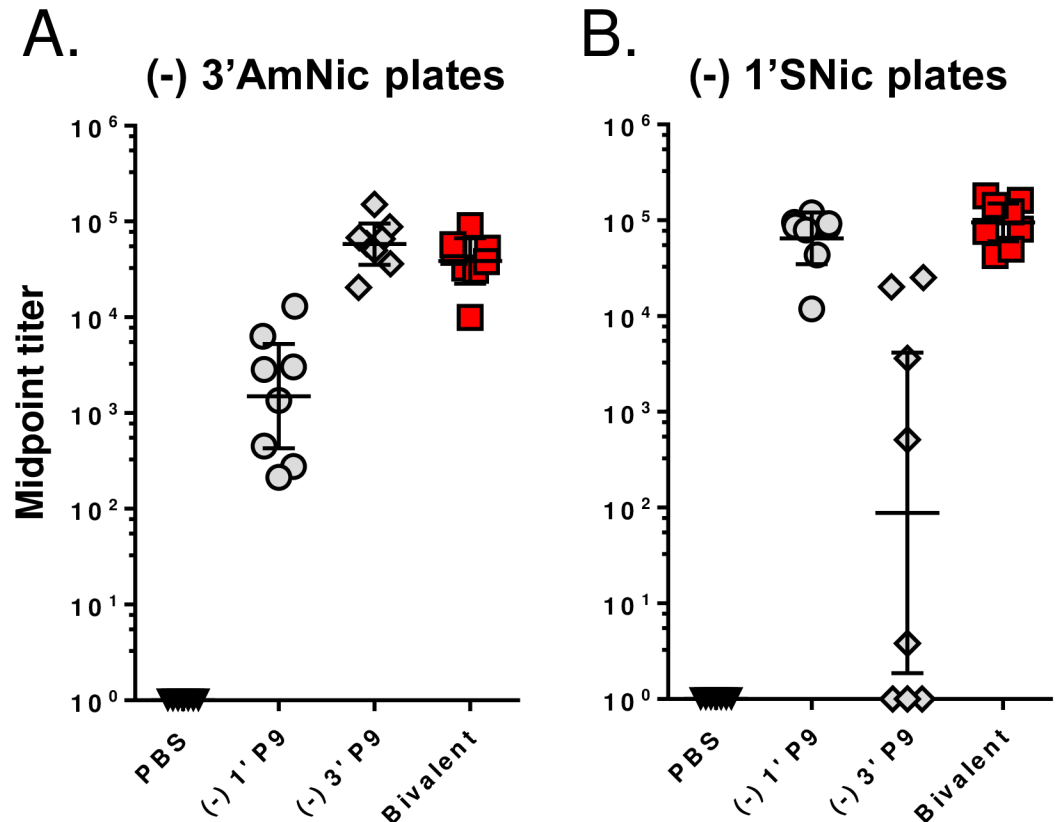


Fig 6. Antibody cross-reactivity between 1'-SNic and 3'-AmNic monovalent and bivalent vaccines. Serum was collected 56 days after priming from mice immunized with: (1) 10 μ g (-) 1' P9, (2) 10 μ g (-) 3' P9 or (3) 5 μ g (-) 1' P9 + 5 μ g (-) 3' P9. Sera titers were assayed by ELISA using plates coated with (-) 3'-BSA (A) or (-) 1'-BSA (B).

<https://doi.org/10.1371/journal.pone.0178835.g006>

Bivalent vaccines enhance functional Ab responses in an additive manner

Previous work has shown that structurally-distinct haptens, which differ in linker design and attachment points to the nicotine molecule, can activate different B cell clones and that vaccines formulated with 2 or 3 haptens increased functional Ab concentrations relative to a monovalent vaccine [25–28]. To test this strategy, mice received a prime-boost-boost immunization with 10 μ g of the enantiopure (-) 1' P9 or (-) 3' P9 conjugates, or 10 μ g of a bivalent formulation containing 5 μ g of (-) 1' P9 and 5 μ g of (-) 3' P9. To show that these haptens stimulate different B cell clones, we measured the degree of hapten cross-reactivity on ELISA plates coated with (-) 3'AmNic-BSA (Fig 6A) or (-) 1'SNic-BSA (Fig 6B). The Abs induced by the monovalent vaccines showed <10% cross-reactivity and the bivalent formulation stimulated titers comparable to the respective monovalent groups. To test whether this leads to an additive increase in anti-nicotine Abs, we incubated sera with ELISA plates coated with a 50:50 mixture of (-) 1'SNic and (-) 3'AmNic and observed a roughly twofold increase in total Ab production relative to the monovalent groups (Fig 7A). No differences in relative Ab binding affinity were detected between the monovalent and bivalent immunization groups (Fig 7B).

To confirm that the bivalent formulation improves functional Ab concentrations, the serum nicotine binding capacity was measured (Fig 8A), and a second nicotine brain/blood partitioning experiment was performed, with a four-fold higher nicotine dose (0.2 mg/kg; 12 cigarette equivalents) than was used previously to better resolve functional differences between

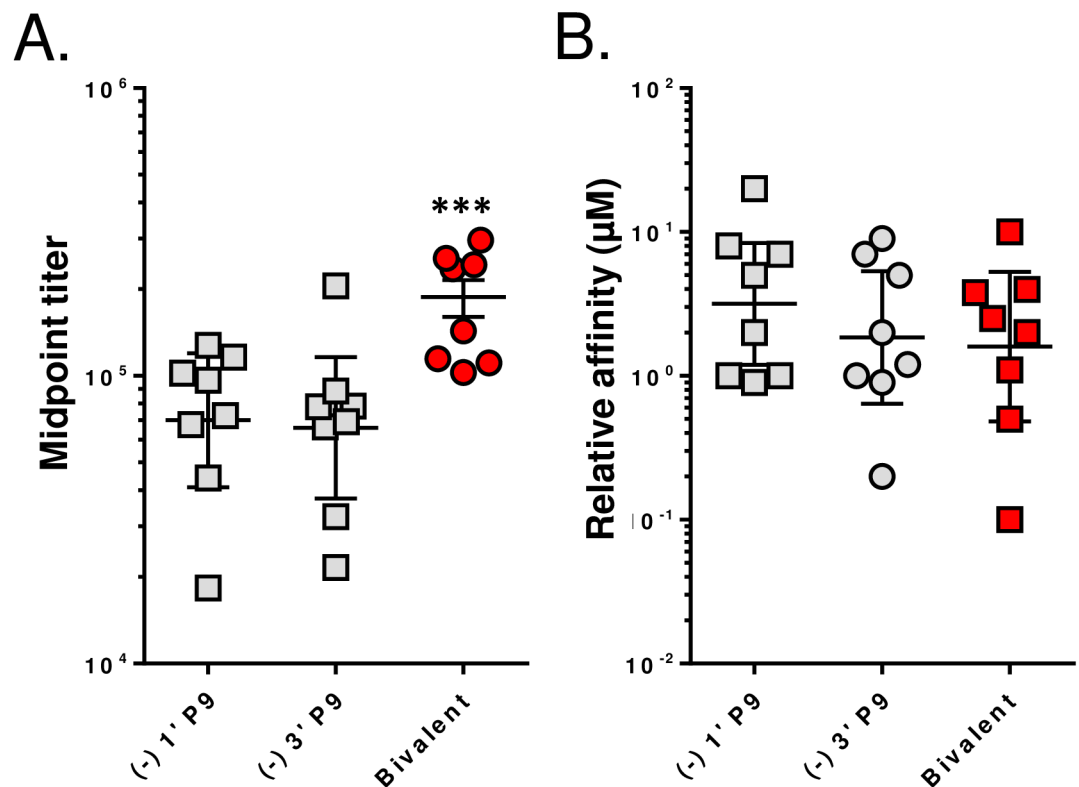


Fig 7. A bivalent nicotine vaccine stimulates an additive increase in antibody titers and equivalent avidities compared to dose-matched monovalent vaccines. Serum was collected 56 days after priming from mice immunized with: (1) 10 µg (-) 1' P9, (2) 10 µg (-) 3' P9 or (3) 5 µg (-) 1' P9 + 5 µg (-) 3' P9. Sera titers (A) and affinities (B) were assayed by ELISA using plates coated with a 50/50 mixture of (-) 1' BSA and (-) 3' BSA. Comparisons between groups were conducted by one-way ANOVA. ***p<0.01.

<https://doi.org/10.1371/journal.pone.0178835.g007>

groups. The serum binding capacity for nicotine in the bivalent group was 2,560 ng/mL, which was equal to the sum of the binding capacities of the (-) 3' P9 (665 ng/mL) and (-) 1' P9 (1815 ng/mL) groups. It is worth noting that the binding capacity of the (-) 1' P9 group in the bivalent study is roughly twofold higher than the (-) 1' P9 group in the enantiomer experiment (ca. 1000 ng/mL). In-house dose-response studies showed that increasing the (-) 1' P9 dose from 5 to 10 µg led to a doubling in Ab titers (data not shown); this increase in Ab titer is congruent with the increased binding capacity across studies. Correspondingly less nicotine accumulated in brains of mice immunized with the bivalent vaccine (7 ng/g) relative to the 3'-P9 (22 ng/g) and 1'-P9 (11 ng/g) monovalent vaccines (Fig 8B), and proportionally more nicotine was present in circulating sera (Fig 8C). Collectively, these results argue that a vaccine using two different nicotine haptens will independently activate populations of B cells resulting in an additive increase in functional Ab concentrations.

Discussion

Nicotine vaccines tested in humans have failed to generate Ab responses capable of preventing nicotine from reaching the brain in a meaningful way [8,19], and a strong effort has been made to modernize conjugate vaccine technology. The hapten used in Phase III studies, 3' AmNic, was a racemic mixture of (-) and (+) enantiomers, and recent studies report that nicotine binding capacities of immunized rat sera can be improved using enantiopure (-) 3' AmNic [23]. We tested this concept using enantiomer pairs of both 3'-AmNic and 1'-SNic haptens, and like the previous report, there was a marked increase in functional activity when the

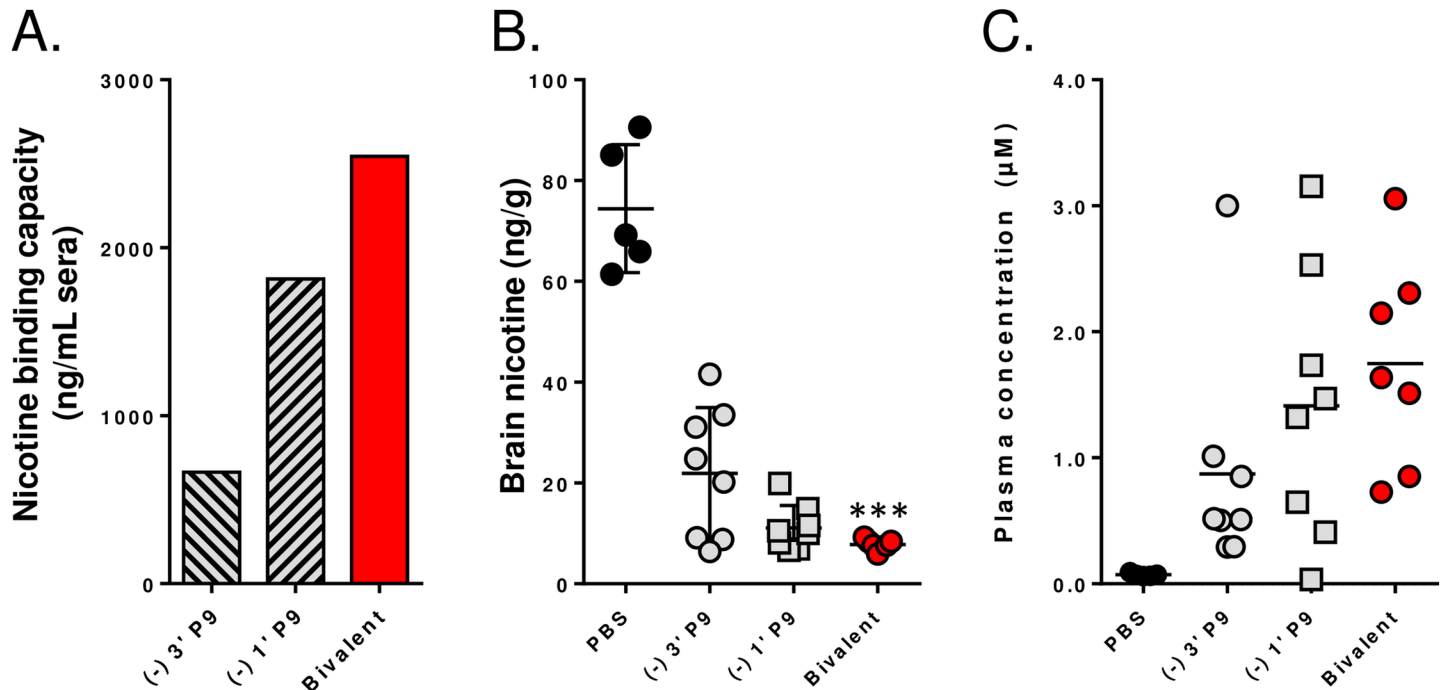


Fig 8. Functional antibody responses are improved with a bivalent vaccine. Plasma was collected on day 56 and pooled from mice immunized on days 0, 21 and 42 to determine nicotine binding capacity by equilibrium dialysis (A). Fourteen days later, mice were injected with an amount of nicotine tartrate equivalent to 12 cigarettes (0.2 mg/kg). Mice were sacrificed after 5 minutes and nicotine levels were measured on brain (B) and plasma (C) by LC-MS/MS.

<https://doi.org/10.1371/journal.pone.0178835.g008>

haptens shared the same chirality as naturally-occurring nicotine. In our study, only minor differences in binding specificity were detected between antisera induced with (-) and (+) haptens and (-) and (+) coated antigens, and cross-reactivity between (-) and (+) reactants was more apparent than measured by Lockner et al [23]. However, a significant difference in Ab binding affinity was observed in our experiments; antisera from (-) 1'SNic and (-) 3'AmNic groups had 17- and 38-fold stronger affinities than those from (+) 1'SNic and (+) 3'AmNic groups, respectively. Correspondingly, both (-) enantiomers induced nicotine binding capacities that were roughly twofold greater than their (+) counterparts. Furthermore, following an intravenous injection of nicotine, mice immunized with (-) 1'SNic retained significantly more nicotine in serum and nicotine accumulation in brain was decreased >80% relative to the PBS control. Conversely, sera nicotine levels of mice immunized with (+) 1'SNic were indistinguishable from the PBS control group and nicotine accumulation in brain was decreased by 65%. These data confirm that hapten chirality influences Ab recognition and argue that future clinical candidate vaccines should only use enantiopure haptens.

A second method for improving vaccine efficacy involves multivalent hapten formulations with different nicotine linkers and attachment sites that increase the breadth of antigen presentation and B cell activation. The linkers in 3'AmNic and 1'SNic differ in length, chemical make-up and attachment points on opposite sides of the nicotine pyrrolidine ring. Evidence that they engage different populations of Ig receptors was based on ELISA where cross-reactivity between antisera and the opposing hapten-coated plates was less than 10%. The notion that bivalency stimulates a complimentary increase in Ab production was reflected by the ~two-fold higher Ab titer in the bivalent group vs the monovalent groups and a concomitant additive increase in nicotine binding capacity. Importantly, the broadened Ab response in the bivalent group resulted in a statistically superior inhibition of nicotine accumulation in brain. As

first reported by the Pentel laboratory [27], a vaccine containing 1'SNic, 3'AmNic and a third hapten with a linker attachment site at the 6 position of the pyridine ring (6-CMU-Nic), induced a functional Ab response that was greater than monovalent vaccines. Thus, it may be possible to formulate a multivalent vaccine containing a fourth or fifth hapten that presents the nicotine moiety to antigen receptors in a structurally distinct way that minimizes inter-hapten cross-reactivity. The use of coiled-coil peptide carriers seems particularly well suited for this approach because of their ease of manufacturing and downstream processing resulting in a reduced cost of goods. In conclusion, formulation of an enantiopure bivalent vaccine substantially increased Ab affinity and concentrations to levels that inhibited a nicotine dose equivalent to 12 cigarettes from reaching the brain. Given these promising results, it will be important to see how this technology translates from mice to larger species.

Author Contributions

Conceptualization: DFZ CHC.

Formal analysis: DFZ RPR CHC.

Funding acquisition: CHC.

Investigation: DFZ RPR.

Methodology: DFZ RPR CHC.

Project administration: CHC.

Resources: DFZ CHC.

Supervision: CHC DFZ.

Validation: DFZ RPR CHC.

Visualization: DFZ CHC.

Writing – original draft: DFZ CHC.

Writing – review & editing: DFZ CHC.

References

1. Why tobacco is a public health priority: Geneva, Switzerland, Tobacco Free Initiative, WHO/Noncommunicable Disease and Mental Health; 2005. Available from: http://www.who.int/tobacco/health_priority/en.
2. Save lives by counting the dead. *Bull World Health Organ.* 2010 Mar; 88(3):171–2. Pubmed Central PMCID: 2828799. <https://doi.org/10.2471/BLT.10.040310> PMID: 20428382
3. The Health Consequences of Smoking—50 Years of Progress: A Report of the Surgeon General, 2014 Rockville, MD: U.S. Department of Health and Human Services; 2014. Available from: <https://www.surgeongeneral.gov/library/reports/50-years-of-progress/index.html>.
4. Fiore M. Treating tobacco use and dependence: an introduction to the US Public Health Service Clinical Practice Guideline. *Respir Care.* 2000 10; 45(10):1196–9. PMID: 11203101
5. Hatsukami D, Stead L, Gupta P. Tobacco addiction. *Lancet.* 2008 Jun 14; 371(9629):2027–38. Pubmed Central PMCID: 4732578. Epub 2008/06/17. eng. [https://doi.org/10.1016/S0140-6736\(08\)60871-5](https://doi.org/10.1016/S0140-6736(08)60871-5) PMID: 18555914
6. Thomas K, Martin R, Knipe D, Higgins J, Gunnell D. Risk of neuropsychiatric adverse events associated with varenicline: systematic review and meta-analysis. *BMJ (Clinical research ed).* 2015 Mar 12; 350:h1109. Pubmed Central PMCID: 4357491. Epub 2015/03/15. eng.
7. Ruedi-Bettschen D, Wood S, Gunnell M, West C, Pidaparathi R, Carroll F, et al. Vaccination protects rats from methamphetamine-induced impairment of behavioral responding for food. *Vaccine.* 2013 Sep 23;

- 31(41):4596–602. Pubmed Central PMCID: 3835592. <https://doi.org/10.1016/j.vaccine.2013.07.038> PMID: 23906885
8. Pentel P, LeSage M. New directions in nicotine vaccine design and use. *Adv Pharmacol.* 2014; 69:553–80. Pubmed Central PMCID: 4047682. Epub 2014/02/04. eng. <https://doi.org/10.1016/B978-0-12-420118-7.00014-7> PMID: 24484987
 9. Raupach T, Hoogsteder P, Onno van Schayck C. Nicotine vaccines to assist with smoking cessation: current status of research. *Drugs.* 2012 Mar 05; 72(4):e1–16. Pubmed Central PMCID: 3702960. Epub 2012/02/24. eng. <https://doi.org/10.2165/11599900-000000000-00000> PMID: 22356293
 10. Rosenberg JB, Hicks MJ, De BP, Pagovich O, Frenk E, Janda KD, et al. AAVrh.10-mediated expression of an anti-cocaine antibody mediates persistent passive immunization that suppresses cocaine-induced behavior. *Hum Gene Ther.* 2012 05; 23(5):451–9. <https://doi.org/10.1089/hum.2011.178> PMID: 22486244
 11. Wee S, Hicks MJ, De BP, Rosenberg JB, Moreno AY, Kaminsky SM, et al. Novel cocaine vaccine linked to a disrupted adenovirus gene transfer vector blocks cocaine psychostimulant and reinforcing effects. *Neuropsychopharmacology.* 2012 Apr; 37(5):1083–91. Pubmed Central PMCID: 3306868. <https://doi.org/10.1038/npp.2011.200> PMID: 21918504
 12. Kosten TA, Shen XY, O'Malley PW, Kinsey BM, Lykissa ED, Orson FM, et al. A morphine conjugate vaccine attenuates the behavioral effects of morphine in rats. *Prog Neuropsychopharmacol Biol Psychiatry.* 2013 Aug 01; 45:223–9. Pubmed Central PMCID: 3773503. <https://doi.org/10.1016/j.pnpbp.2013.05.012> PMID: 23739535
 13. Li QQ, Luo YX, Sun CY, Xue YX, Zhu WL, Shi HS, et al. A morphine/heroin vaccine with new hapten design attenuates behavioral effects in rats. *J Neurochem.* 2011 Dec; 119(6):1271–81. <https://doi.org/10.1111/j.1471-4159.2011.07502.x> PMID: 21951213
 14. Miller ML, Moreno AY, Aarde SM, Creehan KM, Vandewater SA, Vaillancourt BD, et al. A methamphetamine vaccine attenuates methamphetamine-induced disruptions in thermoregulation and activity in rats. *Biol Psychiatry.* 2013 Apr 15; 73(8):721–8. Pubmed Central PMCID: 3561477. <https://doi.org/10.1016/j.biopsych.2012.09.010> PMID: 23098894
 15. Shen XY, Kosten TA, Lopez AY, Kinsey BM, Kosten TR, Orson FM. A vaccine against methamphetamine attenuates its behavioral effects in mice. *Drug Alcohol Depend.* 2013 Apr 01; 129(1–2):41–8. Pubmed Central PMCID: 3563850. <https://doi.org/10.1016/j.drugalcdep.2012.09.007> PMID: 23022610
 16. Pravetoni M, Le Naour M, Harmon TM, Tucker AM, Portoghese PS, Pentel PR. An oxycodone conjugate vaccine elicits drug-specific antibodies that reduce oxycodone distribution to brain and hot-plate analgesia. *J Pharmacol Exp Ther.* 2012 04; 341(1):225–32. <https://doi.org/10.1124/jpet.111.189506> PMID: 22262924
 17. Pravetoni M, Le Naour M, Tucker AM, Harmon TM, Hawley TM, Portoghese PS, et al. Reduced antinociception of opioids in rats and mice by vaccination with immunogens containing oxycodone and hydrocodone haptens. *J Med Chem.* 2013 Feb 14; 56(3):915–23. Pubmed Central PMCID: 3791856. <https://doi.org/10.1021/jm3013745> PMID: 23249238
 18. Hartmann-Boyce J, Cahill K, Hatsukami D, Cornuz J. Nicotine vaccines for smoking cessation. *Cochrane Database Syst Rev.* 2012 Aug 15; 8(8):CD007072. Epub 2012/08/17. eng.
 19. Esterlis I, Hannestad JO, Perkins E, Bois F, D'Souza DC, Tyndale RF, et al. Effect of a nicotine vaccine on nicotine binding to beta2*-nicotinic acetylcholine receptors in vivo in human tobacco smokers. *Am J Psychiatry.* 2013 Apr; 170(4):399–407. Pubmed Central PMCID: 3738000. Epub 2013/02/23. eng. <https://doi.org/10.1176/appi.ajp.2012.12060793> PMID: 23429725
 20. Pryde DC, Jones LH, Gervais DP, Stead DR, Blakemore DC, Selby MD, et al. Selection of a novel anti-nicotine vaccine: influence of antigen design on antibody function in mice. *PLoS One.* 2013; 8(10):e76557. Pubmed Central PMCID: 3788104. Epub 2013/10/08. eng. <https://doi.org/10.1371/journal.pone.0076557> PMID: 24098532
 21. McCluskie MJ, Pryde DC, Gervais DP, Stead DR, Zhang N, Benoit M, et al. Enhancing immunogenicity of a 3'aminomethylnicotine-DT-conjugate anti-nicotine vaccine with CpG adjuvant in mice and non-human primates. *Int Immunopharmacol.* 2013 May; 16(1):50–6. Epub 2013/04/09. eng. <https://doi.org/10.1016/j.intimp.2013.03.021> PMID: 23562759
 22. McCluskie MJ, Thorn J, Mehelic PR, Kolhe P, Bhattacharya K, Finneman JI, et al. Molecular attributes of conjugate antigen influence function of antibodies induced by anti-nicotine vaccine in mice and non-human primates. *Int Immunopharmacol.* 2015 Apr; 25(2):518–27. <https://doi.org/10.1016/j.intimp.2015.02.030> PMID: 25737198
 23. Lockner JW, Lively JM, Collins KC, Vendruscolo JCM, Azar MR, Janda KD. A conjugate vaccine using enantiopure hapten imparts superior nicotine-binding capacity. *J Med Chem.* 2015 01/22; 58(2):1005–11. <https://doi.org/10.1021/jm501625j> PMID: 25493909

24. Jacob NT, Lockner JW, Schlosburg JE, Ellis BA, Eubanks LM, Janda KD. Investigations of Enantiopure Nicotine Haptens Using an Adjuvanting Carrier in Anti-Nicotine Vaccine Development. *J Med Chem*. 2016 Mar 24; 59(6):2523–9. <https://doi.org/10.1021/acs.jmedchem.5b01676> PMID: 26918428
25. Keyler DE, Roiko SA, Earley CA, Murtaugh MP, Pentel PR. Enhanced immunogenicity of a bivalent nicotine vaccine. *Int Immunopharmacol*. 2008 Nov; 8(11):1589–94. Pubmed Central PMCID: 2577591. Epub 2008/07/29. eng. <https://doi.org/10.1016/j.intimp.2008.07.001> PMID: 18656557
26. Cornish KE, de Villiers SH, Pravetoni M, Pentel PR. Immunogenicity of individual vaccine components in a bivalent nicotine vaccine differ according to vaccine formulation and administration conditions. *PLoS One*. 2013; 8(12):e82557. Pubmed Central PMCID: 3846984. Epub 2013/12/07. eng. <https://doi.org/10.1371/journal.pone.0082557> PMID: 24312662
27. de Villiers SH, Cornish KE, Troska AJ, Pravetoni M, Pentel PR. Increased efficacy of a trivalent nicotine vaccine compared to a dose-matched monovalent vaccine when formulated with alum. *Vaccine*. 2013 Dec 16; 31(52):6185–93. Pubmed Central PMCID: 4019346. Epub 2013/11/02. eng. <https://doi.org/10.1016/j.vaccine.2013.10.051> PMID: 24176492
28. Pravetoni M, Keyler DE, Pidaparathi RR, Carroll FI, Runyon SP, Murtaugh MP, et al. Structurally distinct nicotine immunogens elicit antibodies with non-overlapping specificities. *Biochemical pharmacology*. 2012 Feb 15; 83(4):543–50. Pubmed Central PMCID: 3259188. Epub 2011/11/22. eng. <https://doi.org/10.1016/j.bcp.2011.11.004> PMID: 22100986
29. Cerny T. Anti-nicotine vaccination: where are we? *Recent Results Cancer Res*. 2005; 166:167–75. PMID: 15648190
30. McCluskie MJ, Thorn J, Gervais DP, Stead DR, Zhang N, Benoit M, et al. Anti-nicotine vaccines: Comparison of adjuvanted CRM197 and Qb-VLP conjugate formulations for immunogenicity and function in non-human primates. *Int Immunopharmacol*. 2015 Dec; 29(2):663–71. <https://doi.org/10.1016/j.intimp.2015.09.012> PMID: 26404190
31. Hu Y, Smith D, Frazier E, Hoerle R, Ehrich M, Zhang C. The next-generation nicotine vaccine: a novel and potent hybrid nanoparticle-based nicotine vaccine. *Biomaterials*. 2016 Nov; 106:228–39. Pubmed Central PMCID: 5018466. <https://doi.org/10.1016/j.biomaterials.2016.08.028> PMID: 27569868
32. Desai RI, Bergman J. Effects of the Nanoparticle-Based Vaccine, SEL-068, on Nicotine Discrimination in Squirrel Monkeys. *Neuropsychopharmacology*. 2015 Aug; 40(9):2207–16. Pubmed Central PMCID: 4613610. <https://doi.org/10.1038/npp.2015.64> PMID: 25742871
33. Hu Y, Zheng H, Huang W, Zhang C. A novel and efficient nicotine vaccine using nano-lipoplex as a delivery vehicle. *Human vaccines & immunotherapeutics*. 2014; 10(1):64–72. Pubmed Central PMCID: 4181017.
34. Maurer P, Jennings GT, Willers J, Rohner F, Lindman Y, Roubicek K, et al. A therapeutic vaccine for nicotine dependence: preclinical efficacy, and Phase I safety and immunogenicity. *Eur J Immunol*. 2005 Jul; 35(7):2031–40. Epub 2005/06/23. eng. <https://doi.org/10.1002/eji.200526285> PMID: 15971275
35. Zhao Z, Hu Y, Hoerle R, Devine M, Raleigh M, Pentel P, et al. A nanoparticle-based nicotine vaccine and the influence of particle size on its immunogenicity and efficacy. *Nanomedicine: nanotechnology, biology, and medicine*. 2017 Feb; 13(2):443–54. Pubmed Central PMCID: 5298946.
36. Pichichero ME. Protein carriers of conjugate vaccines: characteristics, development, and clinical trials. *Human vaccines & immunotherapeutics*. 2013 Dec; 9(12):2505–23. Pubmed Central PMCID: 4162048. Epub 2013/08/21. eng.
37. Miller KD, Roque R, Clegg CH. Novel Anti-Nicotine Vaccine Using a Trimeric Coiled-Coil Hapten Carrier. *PLoS One*. 2014; 9(12):e114366. Pubmed Central PMCID: 4262398. Epub 2014/12/11. Eng. <https://doi.org/10.1371/journal.pone.0114366> PMID: 25494044
38. Dintzis RZ, Okajima M, Middleton MH, Greene G, Dintzis HM. The immunogenicity of soluble haptened polymers is determined by molecular mass and hapten valence. *J Immunol*. 1989 Aug 15; 143(4):1239–44. Epub 1989/08/15. eng. PMID: 2473123
39. Hu K, Huang X, Jiang Y, Qiu J, Fang W, Yang X. Influence of hapten density on immunogenicity for anti-ciprofloxacin antibody production in mice. *Biosci Trends*. 2012 Apr; 6(2):52–6. Epub 2012/05/25. eng. PMID: 22621986
40. Jegerlehner A, Storni T, Lipowsky G, Schmid M, Pumpens P, Bachmann MF. Regulation of IgG antibody responses by epitope density and CD21-mediated costimulation. *Eur J Immunol*. 2002 Nov; 32(11):3305–14. Epub 2003/01/31. eng. [https://doi.org/10.1002/1521-4141\(200211\)32:11<3305::AID-IMMU3305>3.0.CO;2-J](https://doi.org/10.1002/1521-4141(200211)32:11<3305::AID-IMMU3305>3.0.CO;2-J) PMID: 12555676
41. Klaus GG, Cross AM. The influence of epitope density on the immunological properties of hapten-protein conjugates. I. Characteristics of the immune response to hapten-coupled albumen with varying epitope density. *Cell Immunol*. 1974 Nov; 14(2):226–41. Epub 1974/11/01. eng. PMID: 4143109

42. Li Q, Rodriguez LG, Farnsworth DF, Gildersleeve JC. Effects of hapten density on the induced antibody repertoire. *Chembiochem*. 2010 Aug 16; 11(12):1686–91. Pubmed Central PMCID: 3462448. Epub 2010/07/06. eng. <https://doi.org/10.1002/cbic.201000235> PMID: 20602400
43. Liu W, Chen YH. High epitope density in a single protein molecule significantly enhances antigenicity as well as immunogenicity: a novel strategy for modern vaccine development and a preliminary investigation about B cell discrimination of monomeric proteins. *Eur J Immunol*. 2005 Feb; 35(2):505–14. Epub 2005/01/04. eng. <https://doi.org/10.1002/eji.200425749> PMID: 15627976
44. Pedersen MK, Sorensen NS, Heegaard PM, Beyer NH, Bruun L. Effect of different hapten-carrier conjugation ratios and molecular orientations on antibody affinity against a peptide antigen. *J Immunol Methods*. 2006 Apr 20; 311(1–2):198–206. Epub 2006/04/01. eng. <https://doi.org/10.1016/j.jim.2006.02.008> PMID: 16574142
45. Wang CY, Walfield AM. Site-specific peptide vaccines for immunotherapy and immunization against chronic diseases, cancer, infectious diseases, and for veterinary applications. *Vaccine*. 2005 Mar 18; 23(17–18):2049–56. <https://doi.org/10.1016/j.vaccine.2005.01.007> PMID: 15755569
46. Alexander J, Sidney J, Southwood S, Ruppert J, Oseroff C, Maewal A, et al. Development of high potency universal DR-restricted helper epitopes by modification of high affinity DR-blocking peptides. *Immunity*. 1994 Dec; 1(9):751–61. PMID: 7895164
47. Fraser CC, Altreuter DH, Ilyinskii P, Pittet L, LaMothe RA, Keegan M, et al. Generation of a universal CD4 memory T cell recall peptide effective in humans, mice and non-human primates. *Vaccine*. 2014 May 19; 32(24):2896–903. <https://doi.org/10.1016/j.vaccine.2014.02.024> PMID: 24583006
48. Hamblett KJ, Senter PD, Chace DF, Sun MM, Lenox J, Cervený CG, et al. Effects of drug loading on the antitumor activity of a monoclonal antibody drug conjugate. *Clinical cancer research: an official journal of the American Association for Cancer Research*. 2004 Oct 15; 10(20):7063–70. Epub 2004/10/27. eng.
49. Clegg CH, Roque R, Van Hoeven N, Perrone L, Baldwin SL, Ringer JA, et al. Adjuvant solution for pandemic influenza vaccine production. *Proc Natl Acad Sci U S A*. 2012 Oct 23; 109(43):17585–90. Pubmed Central PMCID: 3491477. Epub 2012/10/10. eng. <https://doi.org/10.1073/pnas.1207308109> PMID: 23045649
50. Friguet B, Chaffotte AF, Djavadi-Ohanian L, Goldberg ME. Measurements of the true affinity constant in solution of antigen-antibody complexes by enzyme-linked immunosorbent assay. *J Immunol Methods*. 1985 Mar 18; 77(2):305–19. Epub 1985/03/18. eng. PMID: 3981007
51. Stevens FJ. Modification of an ELISA-based procedure for affinity determination: correction necessary for use with bivalent antibody. *Mol Immunol*. 1987 Oct; 24(10):1055–60. Epub 1987/10/01. eng. PMID: 3683403