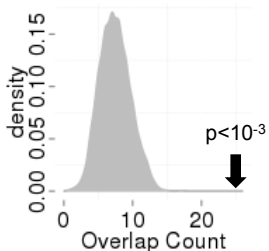
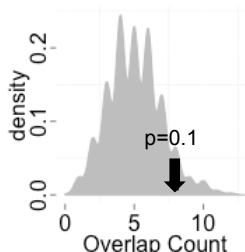


TFs associated with heart development



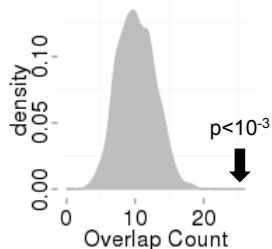
Heart Wilcoxon rank-sum
p-value: 2.65×10^{-6}

TFs associated with pancreas development



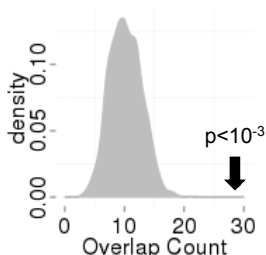
Pancreas Wilcoxon rank-sum
p-value: 3.70×10^{-2}

TFs associated with blood vessel development



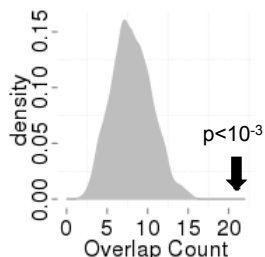
Blood vessel Wilcoxon rank-sum
p-value: 1.44×10^{-7}

TFs associated with bone marrow development



Bone marrow Wilcoxon rank-sum
p-value: 6.9×10^{-4}

TFs associated with liver development



Liver Wilcoxon rank-sum
p-value: 8.3×10^{-6}